



**Exploring Digital Inequalities in Russia: an interregional comparative analysis**

Journal:	<i>Online Information Review</i>
Manuscript ID	OIR-04-2019-0121.R2
Manuscript Type:	Research Paper
Keywords:	digital divide, digital inequalities, digitization, digital literacy, digital inclusion

SCHOLARONE™  
Manuscripts

## Exploring digital inequalities in Russia: an interregional comparative analysis

### Structured abstract

#### Purpose (limit 100 words)

This paper contributes to the literature by proposing an analysis of digital inequalities in Russia that focuses on two aspects hitherto under explored: the inter-regionality (by comparing and contrasting eight federal districts) and the multidimensionality of digital inequalities (by taking into account the three levels of digital divide). Therefore, the aim is to address the phenomenon of digital divide in Russia by discussing the three levels of the digital divide (access / skills / benefits) in a comparative and interregional perspective.

#### Design/methodology/approach

This paper uses secondary data for its analysis, including both national (e.g. the total number of daily Internet users in Russia) and more regionalized data (related to particular federal districts of Russia). The choice of data sources was determined by an attempt to provide a detailed and multifaceted coverage of all three levels of the digital divide in Russia, which is not limited to the access problem only. For this purpose, we are using and re-elaborating various reports about the development of the Internet and ICTs in Russia prepared by national and international organizations to cover the first level of the digital divide. To shed light upon the second and third levels of the digital divide, we discuss digital literacy report (2018), the report on Internet openness index of Russian regions (2017), and the report on the digital life index of the Russian regions (2016). Finally, in the attempt to map out the key directions of the state policy aimed at decreasing digital inequality in Russia, on both federal and regional levels, we analyze the most important regional and national policy measures to foster digitalization such as the Digital Russia program, the Digital Government program, the Program of Eliminating Digital Inequality in Russia.

## Findings

We consider this study to be both a first exploration and a baseline of the three level digital divides in Russia. The paper shows how the level of socioeconomic development of the federal districts, as well as a number of objective factors (distance/isolation, urbanization level, availability of infrastructure and costs for building new infrastructure, etc.) have impact upon digitalization of the regions. As a result, several federal districts of Russia (Central, Northwestern, and, in a number of cases, Ural and Volga federal districts) more often than others take leading positions in rankings, in terms of degree of Internet penetration, audience numbers, use of e-services, etc. This correlation however is not universal as we will show, and some regions lacking behind in terms of access can be booming in terms of digital literacy or other factors, like it happened with Far Eastern federal district for example. All in all, our research showed that digital inequality in Russia is still on place and will require more time for complete elimination, even though current state and public initiatives are being actively developed.

### Originality/value (limit 100 words)

This paper brings to light meaningful insights into the three levels of digital divides in Russia. Based on a multilevel (three levels of digital divide) and multi-sectional approach (the interplay of different types of inequalities), this paper contributes to overall better understanding of the digital inequalities phenomenon in Russia. It also allows for a comparative interregional perspective, which has been missing in most papers on digital inequalities in Russia so far.

## 1. Introduction

The problem of digital divide in different national contexts has been thoroughly analyzed by researchers across the world (e.g. Chipeva, et al. 2018; Dilmaghani, 2018; Ragnedda, & Kreitem, 2018; Vartanova, 2013a, 2013b). However, little attention has been given to the problem of digital inequalities in Russia, specifically in an interregional perspective. This is quite

1  
2 surprising given the peculiar character of Russia that is reflected in the way federal districts –  
3  
4 while being parts of the same country – differ from each other economically (e.g. average  
5  
6 salaries rate, GDP, size and efficiency of economy, etc.), geographically (e.g. territorial  
7  
8 differences, distance from the large cities and the two main megapolises, Moscow and St.  
9  
10 Petersburg, etc.), technologically (uneven connection of Russia by transportation and ICT  
11  
12 infrastructures, first and foremost due to the unprecedented scale of the country), socially  
13  
14 (population density, size of urban/rural population, differences in education, opportunities on  
15  
16 labor market, etc.), as well as ethnically and linguistically (e.g. the number of smaller ethnic and  
17  
18 cultural groups residing in particular districts of Russia).  
19  
20  
21

22  
23 Due to its complex and immense territory, its socio-economic and historical development,  
24  
25 professional journalistic practices and other factors (Vartanova, 2019; Vyrkovsky et al, 2019),  
26  
27 Russia represents an interesting case study for the analysis of different kinds of inequalities. This  
28  
29 topic has, indeed, attracted the attention of numerous scholars that, over the years, have focused  
30  
31 on inequalities in socioeconomic development of the Russian regions (Kolomak, 2010);  
32  
33 inequalities in access to the higher education (Mikheeva, 2004); and inequalities in the quality of  
34  
35 life in Russia (Bobkov, Gulyugina, & Odintsova, 2009). Fewer research, however, has been  
36  
37 conducted to investigate the development of *digital inequalities* in Russia (e.g. Deviatko, 2013;  
38  
39 Nagirnaya, 2015; Volchenko, 2016), despite the fact that the problem of digital divide ‘plays an  
40  
41 important role for hindering the development of the civil society’ (Rykov, Nagornyy, & Koltsova  
42  
43 2017: 70).  
44  
45  
46  
47

48  
49 Most publications on the digital divide in Russia (e.g. Vartanova, 2013, 2018; Volchenko,  
50  
51 2016; Bykov, & Hall, 2011; Delitsyn, 2006; Deviatko, 2013; Rykov, Nagornyy, & Koltsova,  
52  
53 2017) have rather general character. They discuss digital inequalities in regard to digital  
54  
55 economy and/or information society issues, aim to conceptualize the notion of the digital divide  
56  
57 and classify theoretical approaches to it, from pure access problem to a broader social one  
58  
59 (Vartanova, 2018: 8-11). Despite current federal and regional programs aimed at overcoming  
60

1 digital divide in Russia (including the all-Russia target program started in 2014), digital  
2 inequalities are still present in Russia (e.g. Vartanova, & Gladkova, 2019; Bykov, & Hall, 2011;  
3  
4 Volchenko, 2016). Furthermore, the majority of papers on the digital divide in Russia approach it  
5  
6 mostly from a technological point of view, i.e. a divide between those who access and those who  
7  
8 are excluded from the digital world and discuss a multitude of factors that can influence that  
9  
10 divide. In this vein, for instance, Bykov, & Hall (2011) discuss how the age and education level  
11  
12 influence the access to the Internet in Russia, while Brodovskaya, & Shumilova (2013) note  
13  
14 correlation between the region of living, the distance from the city centre and the intensity of  
15  
16 Internet use. Volchenko (2016) underlines correlations between age, gender, level of income and  
17  
18 education, region of living and overall involvement of respondents into digital environment.  
19  
20 Zherebin & Makhrova (2015) show that the time people spend online varies depending on their  
21  
22 age. A number of papers approach digital inequalities in a broader inter-regional perspective,  
23  
24 analyzing and comparing regions of Russia by the level of Internet penetration, speed, cost, etc.  
25  
26 (Deviatko, 2013; Nagirnaya, 2015), while – again – mostly discussing the problem of access/lack  
27  
28 of such and factors that can influence it.  
29  
30  
31  
32  
33  
34  
35

36 What is missing is an exploratory analysis of the second (inequalities in uses) and third  
37  
38 (inequalities in tangible outcomes) levels of digital divide in Russia. This paper contributes to the  
39  
40 literature by proposing an analysis of digital inequalities in Russia that focuses on two aspects  
41  
42 hitherto under explored: the inter-regionality (by comparing and contrasting eight federal  
43  
44 districts) and the multidimensionality of digital inequalities (by taking into account the three  
45  
46 levels of digital divide). Therefore, the aim is to address the phenomenon of digital divide in  
47  
48 Russia by discussing the three levels of the digital divide (access / skills / benefits) in a  
49  
50 comparative and interregional perspective.  
51  
52  
53

54 For this purpose, we will first briefly overview Russia's regional disparities and the  
55  
56 country's specifics (*Section 2*), to show that Russian federal districts, despite being parts of the  
57  
58 same county, considerably differ from each other. Then we will comment on the data used  
59  
60

1  
2 (Section 3) and dig deeper into the so-called first level of digital divide (Attewell, 2001),  
3  
4 comparing and contrasting inequalities in access between different federal districts (Section 4).  
5  
6 In Section 5, we will move beyond the access issue and shed light upon the second level of the  
7  
8 digital divide (Hargittai, 2002), by analyzing inequalities in terms of Internet usage and digital  
9  
10 competences amongst the eight federal districts of Russia. We will briefly touch also on the third  
11  
12 level of digital divide, namely the inequalities in the benefits users get from different accesses  
13  
14 and uses of ICTs (Ragnedda, 2017) and examine level of digital engagement between state  
15  
16 authorities and public society, as well as state authorities and local businesses in particular  
17  
18 regions, to unpack the consequences of inequalities in capitalizing the use of ICTs. Finally, we  
19  
20 will briefly discuss current policy measures aimed at overcoming digital inequalities in Russia  
21  
22 (Section 6).  
23  
24  
25  
26  
27  
28

## 29 **2. Russia's regional disparities: a brief background**

30  
31 Russia is a huge territory with tremendous cultural, lingual, ethnic and socio-economic  
32  
33 differences. In a country consisting of eight federal districts (see *Figure 1*) divided into 85  
34  
35 federal subjects (i.e. constituent units), 22 out of which are national republics, having a territory  
36  
37 of over 17 100 000 square km and population of 146 million people, including over 190 ethnic  
38  
39 groups, the problem of different types of inequality between – as well as within – different parts  
40  
41 of the country remains exceedingly important.  
42  
43  
44  
45  
46  
47  
48  
49  
50  
51  
52  
53  
54  
55  
56  
57  
58  
59  
60



Figure 1. Federal districts of Russia (1 – Central; 2 – Northwestern; 3 – Volga; 4 – Southern; 5 – North Caucasus; 6 – Ural; 7 – Siberian; 8 – Far Eastern). Our elaboration

Central federal district where Moscow is located is the biggest federal district by population (39.2 mln people). It is followed by the Volga federal district (29.6 mln people); Siberian (19.3 mln people); Southern (16.4 mln people); Northwestern (13.8 mln people), where the second biggest city in Russia, St. Petersburg is located; Ural (12.3 mln people; North Caucasus (9.7 mln people); and Far Eastern (6.1 mln people) (Chislennost naseleniya, 2017) are the least populated regions of Russia.

Central and Northwestern federal districts are absolute leaders in terms of urban population numbers (81,3% urban vs. 18,7% rural in the Central federal district; 83,5% urban vs. 16,5% rural in the Northwestern federal district), which can be probably explained by the proximity of these areas to the two biggest megapolises in the country, overall economic and infrastructure development of these federal districts, and other factors. Southern (62,4% vs. 37,6%) and North Caucasus (49,2% vs. 50,8%) federal districts have on the contrary bigger rural population numbers.

1  
2 As Vartanova (2013b) argues, geographical differences in Russia are closely intertwined  
3  
4 with economic, social and cultural differences, with the country itself being ‘an illustrative  
5  
6 example of social, cultural and technological complexity within Europe’ (Vartanova, &  
7  
8 Gladkova, 2019: 202). These inequalities, in their turn, have a clear impact upon digitalization  
9  
10 process and the way people access and use ICTs in those areas. More specifically, the  
11  
12 *socioeconomic state* and the *educational level* have a strong impact on the digitalization level in  
13  
14 Russian regions. In the first case, recent ranking of Russian regions by their *socioeconomic state*  
15  
16 (Reiting, 2018) showed that the two leaders are Moscow (located in Central federal district) and  
17  
18 St. Petersburg (located in Northwestern federal district). This point is further reinforced by  
19  
20 looking at the *size of economy*, that shows that Central federal district, Ural federal district and  
21  
22 Northwestern federal district are the leading districts. The same goes for the *GDP per capita*  
23  
24 *rates*, where Central (616 366 rubles) and Ural (758 885 rubles) federal districts again take the  
25  
26 leading role.  
27  
28  
29  
30  
31

32 Regarding the educational level, the *Russian regions’ innovative educational ecosystem’s*  
33  
34 *index* developed by the Higher School of Economics (2017) examines a number of parameters to  
35  
36 evaluate the level of Russian secondary schools and training institutions’ innovative character  
37  
38 (including access of schools to the high-speed Internet, availability of ICTs in schools etc.).  
39  
40 According to this study the top-three are again Central federal district, Ural, and Northwestern.  
41  
42

43 This brief overview paints a portrait of Russia as a vast and complex society, where the  
44  
45 eight districts differ in terms of size, population, socioeconomic and educational level,  
46  
47 geography and other factors. These aspects, as we are going to see, have impact on the three  
48  
49 levels of digital divide in Russia. In what follows, we will explain the secondary data we are  
50  
51 using in this research.  
52  
53

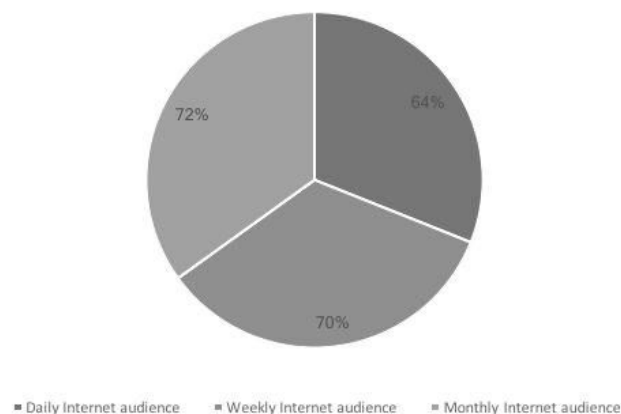
### 54 55 56 **3. Data used** 57 58 59 60



1  
2 In this paper, we use data of both national (e.g. the total number of daily Internet users in  
3 Russia) and more regionalized character (related to particular federal districts of Russia). More  
4 specifically, to introduce the socio-economic and educational inequalities in Russia we used  
5 some data from the Federal State Statistics Service (2018) and reports prepared by Rossiya  
6 Segodnya as part of the RIA Reiting project (2017, 2018). In regard to the Internet penetration  
7 and spread of technologies in the eight districts, we are using and re-elaborating various reports  
8 about the development of the Internet and ICTs in Russia prepared by the World Bank Group  
9 (Rossotto, et al., 2015), GfK (2018), Mediascope (2018), Public Opinion Fund (2017-2018),  
10 Yandex (2016) and We Are Social/Hootsuite (2018). Furthermore, to shed light upon the second  
11 and third levels of digital divide, we will discuss the digital literacy report (2017), the report on  
12 Internet openness index of Russian regions (2017), and the report on the digital life index of the  
13 Russian regions (Korovkin, & Kaganer, 2016). Finally, in the attempt to map out the key  
14 directions of the state policy aimed at decreasing digital inequality in Russia, on both federal and  
15 regional levels, we will analyze the most important regional and national policy measures to  
16 foster digitalization such as the Digital Russia program, the Digital Government program, the  
17 Program of Eliminating Digital Inequality in Russia. All data used in this paper were originally  
18 collected through national or regional surveys, including all-Russia state census in 2010,  
19 representative polls and public opinion surveys, data provided by regional ministries/departments  
20 to federal state authorities including Ministry of Finance, Federal Treasury in their official  
21 reports, etc. Although some of these data sources were earlier used for the study of digital  
22 inequalities in Russia (e.g. Kolomak, 2010; Deviatko, 2013; Volchenko, 2016), they have not  
23 been so far analyzed all together, as parts of a bigger picture, helping to understand all three  
24 levels of the digital divide in Russia. This paper therefore puts together, analyses and discusses  
25 statistics of different kinds and levels in order to provide deep analysis of all manifestations of  
26 the digital divide in Russia, not being limited to access only but encompassing many other  
27 aspects too.

#### 4. First level of digital divide: access problem still on place

The total number of worldwide Internet users has dramatically increased almost everywhere in the world. However, the growth did not happen homogeneously. Some countries, more than others, have increased the numbers of users, while others grew up really slowly, giving the rise to Global Digital Divide (Norris, 2001). The spread of technologies in a given country is due to different historical, cultural and economic reasons. However, even within some countries the inequalities in terms of access are evident. This is particularly true in some huge and fast developing countries, such as Russia, where the first level of digital divide is far away to be bridged, since around 30% of the Russian population do not access the Internet at all (see *Figure 2*).



*Figure 2. Daily, weekly and monthly Internet audience numbers in Russia (% of the total population), winter 2017/2018). Source: Internet v Rossii: 2017-2018. Our elaboration*

Here we can continue the discussion about correlation between *objective factors* (distance/isolation, urbanization level, availability of infrastructure and costs for building new infrastructure, etc.) and digitalization of the regions and mention a few more things. In a huge country like Russia, climatic and geographical conditions play an important role when it comes to bridging digital divide. In Northern and Far Eastern regions for example, harsh climate, combination of different natural zones (tundra, taiga, mountain and water zones, etc.), location of some territories, including for instance the city of Norilsk, the northernmost city in Siberia, in the

1 continuous permafrost zone make it technically difficult and financially challenging to build  
2  
3  
4 optic fiber lines. Just for comparison: building 7,2 thousand km optic fiber cable lines in Nizhny  
5  
6 Novgorod oblast (Volga federal district) would cost around 1,95 billion rubles (Rostelekom  
7  
8 vlozhit 13,5 mlrd rublei v stroitelstvo linii svyazi v PFO, 2019) while building 1,7 thousand km  
9  
10 lines in Kamchatka-Sakhalin-Magadan areas (Far Eastern federal district) cost 5 billion rubles  
11  
12 (Rostelekom zavershila sozдание VOLS Kamchatka-Sakhalin-Magadan, 2016). In some places,  
13  
14 for example Chukotka autonomous okrug in the Far East, people still have to use satellite  
15  
16 Internet connection (quite low-speed and expensive) due to lack of alternative options. Access  
17  
18 problem however is being successfully solved through various state programs aimed at  
19  
20 eliminating digital inequality in Russia. This includes building kilometers of optic fiber cables,  
21  
22 installing free WI-FI spots in settlements with over 250 inhabitants and other projects that we  
23  
24  
25  
26  
27 will discuss in the paper.

28  
29 In order to provide a deeper picture of the first level of digital divide in Russia, we will  
30  
31 first focus on the a) inequalities in accessing to and the speed of adoption of the Internet between  
32  
33 the eight districts in Russia. Then, we will look, in a comparative way, at the inequalities in  
34  
35 terms of b) cost to connect, and c) the type and number of devices used to connect.  
36  
37  
38  
39

#### 40 41 *4.1 Urban/rural Digital Divide*

42  
43 The distinctive position of Moscow as Russia's governmental, business, educational, and  
44  
45 cultural capital with the most extensive and reliable communications infrastructure is still visible.  
46  
47 'In Moscow and St. Petersburg, for instance, Internet penetration is around 1.5 times higher than  
48  
49 the average in other cities (50 users per 100 inhabitants) and 2.5 times higher than in rural areas'  
50  
51 (30 users per 100 inhabitants) (Nagirnaya, 2015: 130). Among all federal districts of Russia,  
52  
53 Northwestern federal district is the leader in terms of daily Internet audience (71%) while Volga  
54  
55 federal district has the lowest score in this category (60%) (Internet v Rossii, 2017-2018).  
56  
57

58  
59 These data capture very well a digital regional divide existing in Russia. While the urban-  
60  
rural digital divide, namely the inequalities in the network coverage, affordable high-speed

1  
2 Internet services and quality of telecommunications infrastructure at different spatial scales, is a  
3  
4 well known phenomenon present also in the Global North, such as Europe (Răileanu Szelesab,  
5  
6 2018) and North America (Silva et al., 2018), it seems more accentuated in the Global South or  
7  
8 BRICS countries. In fact, within vast territories, such as Russia (Vartanova, 2019), India  
9  
10 (Kumara, & Kumara, 2018), Brazil (Nishijimaa, Ivanauskasb, & Sarti, 2017) China (Jianbin Jin  
11  
12 et al., 2018), the rural-urban disparity is further exacerbated on the regional basis. In these  
13  
14 countries, there is a clear gap in terms of Internet penetration, whereby cities have a higher  
15  
16 number of Internet users compared to rural areas.  
17  
18

19  
20 These inequalities are often difficult to bridge because it is more expensive and  
21  
22 complicated to deploy technologies in rural and remote area. However, the link between  
23  
24 economic development of Russian regions and the level of Internet penetration is not always so  
25  
26 evident. Sometimes territorial formations within particular districts are very well developed in  
27  
28 terms of digital technologies and innovations, while the federal districts where they are located  
29  
30 lack behind according to some key parameters. To illustrate this: although the Republic of  
31  
32 Tatarstan (located in the Volga federal district) is one of the Russian leaders by socioeconomic  
33  
34 development (number 4 in the 2017 ranking) (Reiting 2018), the district itself still lacks behind  
35  
36 by the number of daily Internet users for example (see *Figure 3* and *Table 3*). Again, this  
37  
38 illustrates how complex (and often geographically determined) the problem of the digital divide  
39  
40 in Russia is.  
41  
42  
43  
44

45  
46 In terms of Internet penetration, Northwestern federal district holds the leading position,  
47  
48 while the lowest rate is found in the North Caucasian republics, because of the low level of  
49  
50 urbanization (Nagirnaya, 2015: 130). Furthermore, in terms of speed of Internet diffusion and  
51  
52 adoption of technologies, in the period 2016-2018 all federal districts of Russia (see *Figure 3*),  
53  
54 with an exception of Ural federal district, increased the amount of their daily Internet audience,  
55  
56 roughly by 4-5%, with a peak of 7% in Far Eastern federal district. This is due to the active  
57  
58 implementation of the state program aimed at eliminating digital inequality in Russia, which was  
59  
60

launched in 2014. Although the program has all-Russia coverage, less developed in technological sense regions have been receiving special attention and support in that program. Due to the increase in Internet coverage of remote areas, the number of Internet users grew too, contributing to overall positive dynamics in the regions (Figure 3).

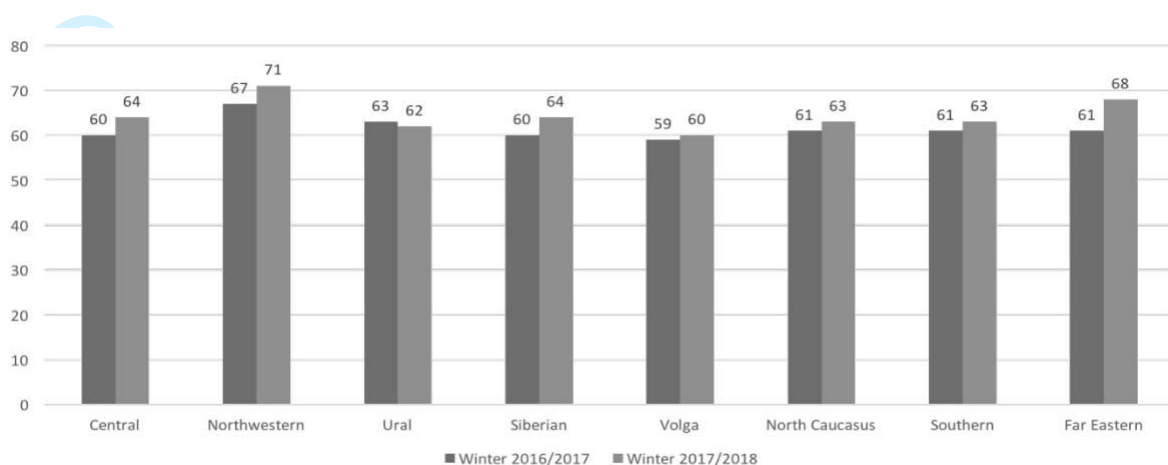


Figure 3. Daily Internet users in Russian regions (% of the total Internet users in particular federal districts) Source: Public Opinion Fund. Our elaboration

#### 4.2. Cost to connect

Several research have underlined how the cost of connection to ICTs may limit the access to it. In fact, a cheaper cost of connection increases the probability of using ICTs, thus reducing the first level of digital divide (Engelbrecht, 2008). In Russia, as Table 1 shows, the differences between regions in terms of costs are still noticeable (sometimes in two times), and this may influence the first level of digital divide between the federal districts. More specifically, Table 1 shows four main features that might influence both access to and the quality of internet experience, namely: cost of unlimited fixed Internet access at speed over 3 Mbit/sec; speed (Mbit/sec); cost of mobile Internet access with free traffic provided; and amount of free mobile traffic provided (GB).

Federal district of Russia	Cost of unlimited fixed Internet access at speed over 3 Mbit/sec	Speed (Mbit/sec)	Cost of mobile Internet access with free traffic provided (rubles)	Amount of free mobile traffic provided (GB)
----------------------------	--	------------------	--	---

	(rubles per month)		per month)	
Central	367	40	296	4,8
Northwestern	419	28	254	3,6
Ural	414	26	291	4,1
Siberian	427	27	290	3,7
Volga	365	29	241	4,8
North Caucasus	503	27	300	5,1
Southern	402	24	252	4,6
Far Eastern	624	19	454	3,8

Table 1. Cost of fixed and mobile Internet access in Russian regions (spring 2016). Source: Yandex

By looking at these data we can observe that in terms of cost of fixed Internet access the Far East has the highest (624 rubles per month for unlimited Internet access) while the lowest is the Central federal district (367 rubles per month). Mobile Internet cost rates show similar trend: the highest cost is again in the Far East (454 rubles per month), while the lowest is in Volga federal district (241 rubles per month). The average cost of fixed Internet access in Russia is 404 rubles per month, and the average cost of mobile Internet access is 281 rubles (ibid). The different price to access to the Internet access fees 'is due to the remoteness of regions from the federal center and, therefore, the more expensive backbone traffic; differences in the transmission channels of Internet traffic (in the Far East and Siberia the Internet is provided mainly through more expensive satellite links); and the low level of competition at regional markets' (Nagirnaya, 2015: 130).

Comparing general Internet penetration rate in the country (72% in 2018) and mobile Internet penetration rate (56% in 2018) (GfK, 2018), the growth becomes clear. In fact, general penetration rate increased in 2018 by 3% since 2015/2016, while mobile Internet penetration rate grew much more rapidly – by 20% for the same period (ibid). In 2013, only 12% of Russians used smartphones to go online, while in 2018 this number reached 51.5%. More specifically, in 2018, 13% of Russians access Internet via their mobile devices only. However, this data is much higher with young people under 30 years (18.4% of Russians in that age group go online using mobile devices only) and by people living in rural areas (16.4% of Russians living there access Internet via mobile devices only) (ibid).

1  
2 The latter trend may be again explained by affordability and availability of mobile  
3  
4 Internet compared to fixed one, particularly when it comes to remote and rural areas of the  
5  
6 country. In Chukotka autonomous okrug that we have already mentioned earlier, mobile Internet  
7  
8 is the only alternative to Internet connection through satellite (quite expensive and slow). For  
9  
10 comparison, monthly payment for unlimited satellite Internet connection through Anadyr.net  
11  
12 costs in 2019 1990 rubles, while unlimited mobile connection through MTS in the same Anadyr  
13  
14 (Chukotka) region costs 950 rubles a month. Finally, we may notice inequalities also in terms of  
15  
16 the speed rate of fixed Internet connection. The Far East has the lowest speed rate in the country  
17  
18 – 19 Mbit/sec only, while the average speed rate in Russia in general is 30 Mbit/sec.  
19  
20  
21

#### 22 23 *4.3 Type and number of the devices used*

24  
25 If we look at the type of the devices Russians use to go online, as well as the number of  
26  
27 devices they use for that purpose, we will note several clear trends. First, as we have already  
28  
29 noted, smartphones are becoming more and more popular for Internet use, while popularity of  
30  
31 desktop Internet use is gradually decreasing. Mobile Internet audience constitutes 59% of the  
32  
33 total Russian Internet audience compared to 54% of desktop Internet audience (Mediascope,  
34  
35 2018). ‘Desktop only’ audience showed a decrease by 20% in 2017/2018, while ‘mobile only’  
36  
37 audience (here the main groups are students, non-office workers and housewives) on the contrary  
38  
39 grew by 20% in the same period. This is an interesting fact in exploring digital inequalities, since  
40  
41 mobile users tend to have a less rich Internet experience than that of Personal Computers  
42  
43 (Napoli, & Obar, 2014).  
44  
45  
46  
47

48 Digging deeper into geographical differences, we can observe that mobile Internet  
49  
50 audience prevails over desktop one everywhere in the country. The difference between the  
51  
52 number of mobile and desktop Internet users is more noticeable in smaller Russian cities and  
53  
54 villages: 66% (desktop) vs. 78% (mobile), compared to bigger cities of 100 000 + inhabitants:  
55  
56 79% vs. 81% (Mediascope, 2018). The reasons for that can be manifold: better penetration rate  
57  
58 in bigger cities allowing for more or less equal use of both types of Internet access; availability  
59  
60

of technical affordances and actually a need for using desktop Internet, which is usually a case in bigger cities where offices are usually located. Cheaper mobile access in remote and less populated areas of Russia and the fact that Wi-Fi access in Russian settlements with over 250 people provided within the state Program of Eliminating Digital Inequality became free since August 2017, has positively influenced the spread of the Internet, therefore reducing the first level of digital divide.

Furthermore, in bigger cities with 100 000 + inhabitants, people more often possess more than one device for Internet access, while those living in smaller cities in the countryside usually have just one device (cf. 29% of users possessing one device only in bigger cities vs. 44% of users in smaller ones) (Figure 4). The number of those having four and more devices for accessing the Internet (PC, laptop, smartphone, tablet, Smart TV, etc.), is noticeably higher in bigger cities (18%) compared to smaller ones (8%), which can possibly be related to differences in income rates in these cities and other factors. Differences in device opportunities and in devices used in Russia is evident based on the type / size of settlement people live in (see Figure 4). These differences are known as material access inequalities (van Deursen, & van Dijk, 2018) and are part of the first level of the digital divide.

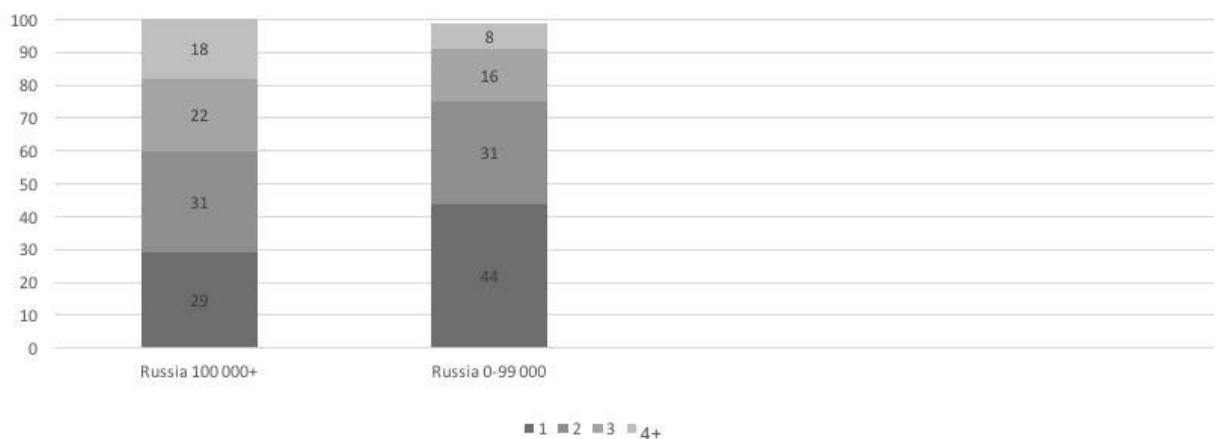


Figure 4. Number of devices used for Internet access in Russian cities (2018, % of users having particular number of devices). Source: Mediascope



Furthermore, differentiation of regions in terms of penetration of mobile broadband is smaller than in the case of fixed connections. Moscow and St. Petersburg are again the leaders, with 61% and 56% of Internet audience there using mobile devices for Internet access at least once per month (according to data of 2015. Yandex stopped putting up together this report after 2016). North Caucasus and Far Eastern federal districts demonstrate highest numbers of mobile Internet users among all federal districts (excluding Moscow and St. Petersburg), which can be explained by affordability of mobile Internet connection in those areas compared to wired connection, also in terms of infrastructure availability and costs (*Table 2*). All Russian mobile operators give their subscribers access to mobile Internet at different rates, depending on the tariff they choose (speed, amount of Internet traffic included, etc.), which makes mobile Internet use available to a majority of mobile users in Russia, and sometimes the only feasible option.

<b>Federal district of Russia</b>	<b>2015</b>
Central	46
Northwestern	43
Ural	48
Siberian	44
Volga	45
North Caucasus	52
Southern	45
Far Eastern	53

*Table 2. Monthly mobile Internet audience in Russian regions (% of the total population in a particular federal district). Source: Yandex*

We may thus conclude that the first level of the digital divide, namely access problem is still present in Russia, regardless of many positive changes in the past years (growth of Internet penetration rate, increase of daily Internet audience numbers and mobile users, straightforward state policy aimed at bridging digital divide in the country, etc.). We believe that this situation can be to a large extent determined by a set of ‘objective factors’, including size of the country, different types of relief and natural zones, climatic conditions, distances, urbanization level, different socioeconomic state as well as location of regions and many other things. As a result, these factors lead to a situation when some regions/federal districts may be less developed and advantageous than others in terms of broadband Internet penetration, infrastructure availability,

1  
2 Wi-Fi coverage, spread of online services, etc. As we have seen, some regions including for  
3  
4 example Northwestern or Central federal districts show better results by most parameters we  
5  
6 analyzed, while others, including Far Eastern federal district or North Caucasus noticeably lack  
7  
8 behind. We are not saying that those ‘objective factors’ are the only reason why digital divide of  
9  
10 the first level (overall access, cost, speed, availability and use of ICTs and services etc.) still  
11  
12 exists in Russia but we believe that they play an important role in the process too. However, as  
13  
14 we will show in the next section these ‘objective factors’ and second/third levels of the digital  
15  
16 divide are not always related to each other in Russia.  
17  
18  
19  
20  
21  
22

### 23 **5. Second and third levels of the digital divide: Digital literacy and** 24 **digitalization of the Russian regions** 25 26

27  
28 Although the first level of digital divide has not been fully bridged in Russia yet, there is  
29  
30 a need to move beyond inequalities in access. While historically simple access and possession of  
31  
32 ICTs were seen as the main feature to understand the digital divide (Hoffman, & Novak, 1998),  
33  
34 researchers soon started focusing on other dimensions, such as digital literacy (Buckingham,  
35  
36 2007), digital skills (Litt, 2013), and internet usage among different groups (van Deursen, & van  
37  
38 Dijk, 2013).  
39  
40

41  
42 In this vein, several scholars have shown that socio-demographic variables, including  
43  
44 employment status, income and education have significant impact not only on the access to  
45  
46 ICTs, but also on the way the Internet is used (Ragnedda, & Muschert, 2013), emphasizing how  
47  
48 social privileged groups with higher socioeconomic status uses ICTs more productively and  
49  
50 efficiently (DiMaggio et al., 2001). By consequences, benefits achieved from digital access, uses  
51  
52 and engagement are not distributed equally among and within countries. This sounds particularly  
53  
54 true in a huge country such as Russia, where disparities in terms of access, uses of ICTs and also  
55  
56 the level of digital literacy significantly vary depending on the region. To dig deeper into these  
57  
58 inequalities, we looked at the survey conducted by ROCIT (Indeks tsifrovoy gramotnosti, 2018)  
59  
60

together with a number of partner organizations since 2015, that measures the level of Russian users' digital literacy. More specifically, the '*digital literacy index*' includes three main sub-indexes: digital consumption sub-index (broadband and mobile Internet penetration rates, number of Internet users per region per capita, etc.), digital competence sub-index (competence in searching for information online, using social networks, producing multimedia content for online, etc.), and digital safety sub-index (ability to protect personal data, users' attitude towards illegal media content online etc.).

In 2018, the overall index of digital literacy in Russia reached 4.52 points out of 10, with digital competence sub-index estimated at 5.44 points, digital consumption sub-index 4.49 points, and digital safety sub-index 3.29 points (ibid). The leaders among Russian federal districts in terms of digital literacy among 18+ population are Northwestern (7.99) and Far Eastern (7.32) federal districts. North Caucasus (1.42) and Volga (2.31) federal districts considerably lack behind (Table 3).

Federal district of Russia	Digital literacy index	Digital consumption sub-index	Digital competence sub-index	Digital safety sub-index
Central	5.67	6.68	6.66	3.42
Northwestern	7.99	9.93	8.94	5.34
Ural	4.69	5.1	4.31	4.83
Siberian	4.14	3.38	5.15	3.47
Volga	2.31	3.13	3.19	0.37
North Caucasus	1.42	0.5	0.86	3.03
Southern	3.52	1.41	5.88	2.25
Far Eastern	7.32	5.56	7.06	9.29

Table 3. *Digital literacy in Russian regions (2018)*. Source: Regional Nongovernmental Centre for Internet Technologies

The inequalities between districts are visible in all sub-indexes, being particularly evident in the digital consumption and digital safety ones. The former (inequalities in accessing) have been already discussed in the previous section. Here we are focusing on the last two sub-indexes, since they allow us to shed light upon the second level of digital divide, by looking at the inequalities in skills and competences between the eight federal districts. More particularly, the digital competence sub-index analyzes not only the technical skills, but also cognitive and social

1  
2 dimensions of living and working in a digital environment. Within this sub-index, the gap  
3  
4 between the lowest region in the country (North Caucasus federal district: 0.86 points), and the  
5  
6 leading region (Northwestern: 8.94) is impressive and difficult to explain using only one factor,  
7  
8 rather as an interplay of different types of inequalities. Furthermore, Volga federal district  
9  
10 considerably lacks behind in terms of digital safety sub-index (0.37 points) (ibid).

11  
12  
13 These inequalities can be partially explained by the overall better digital development of  
14  
15 some regions of Russia, where in addition to building and/or developing already existing  
16  
17 infrastructure and access abilities, much attention is being paid to the digital literacy programs.  
18  
19 These include, for instance, special learning courses and public centers for children, elderly  
20  
21 people or persons with disabilities. Although the leaders, in terms of digital competencies and  
22  
23 literacy, remain more or less the same (Northwestern and Central federal districts), the situation  
24  
25 is not that simple. In fact, Far Eastern federal district has been developing in terms of  
26  
27 digitalization quite rapidly in the past years too. In addition to overall high development of this  
28  
29 district in terms of socioeconomic development or innovative educational ecosystem's  
30  
31 development, Far Eastern federal district is becoming one of country's leaders in other fields too,  
32  
33 including digital literacy index (second place in the overall ranking and by the digital  
34  
35 competence sub-index, first place in the country by the digital safety sub-index) (Table 3).

36  
37  
38 Evidently, these data reveal a tendency, and do not imply that all Internet users based in  
39  
40 particular federal districts are less qualified or less careful when it comes to fact-checking,  
41  
42 following norms of ethics, etc. Indeed, digital inequalities are the fruit of a combination of  
43  
44 multiple and different types of inequality (Anthias, 2013), and, therefore, to fully understand this  
45  
46 digital competence inequalities between regions, it would be necessary to look at the interplay of  
47  
48 these variables and dimensions and to reject any simplistic and decontextualized explanation. In  
49  
50 fact, research on inequalities in digital competences suggest to include socio-economic patterns  
51  
52 such as income and wealth (van Dijk, 2012), education (Rice & Katz, 2008), availability of  
53  
54 infrastructure (Avila 2009), and family context (Paus-Hasebrink et al. 2014).  
55  
56  
57  
58  
59  
60

1  
2 For this reason, we analyzed the *Russian regional digital life index*, that aims to study the  
3  
4 level of digitalization of the key aspects of everyday urban life: transport, finance, retail,  
5  
6 education, healthcare, media, and public administration in major Russian cities (those with  
7  
8 populations above one million), as well as correlation between supply and demand for e-services  
9  
10 from the local citizens. Surprisingly, neither Moscow nor St. Petersburg is the most digital city in  
11  
12 Russia. The highest index was achieved by the city of Ekaterinburg (Ural federal district),  
13  
14 arguably due to its entrepreneurial culture, innovative administration and large student  
15  
16 population. Perm (Volga federal district), which came fourth on the list, has been a booming  
17  
18 centre of high-tech industry since Soviet times. Predictably, the cities of Southern Russia came  
19  
20 bottom of the list, due to their more agrarian culture and tendency to be more conservative in  
21  
22 both community life and consumer preferences (Korovkin, 2016). Interestingly, there is no direct  
23  
24 link between Russian regional digital life index and Internet penetration. The reason for this is  
25  
26 probably that Russia is moving from the stage of digitalization – the establishment of reasonable  
27  
28 technical connectivity – to the second phase – generating results from this connectivity.  
29  
30  
31  
32  
33

34 Finally, in this section is worth mentioning a pilot research, related to the *'Internet*  
35  
36 *openness index'* and measured in Russia since 2017 (ROCIT), whose key idea is to check the  
37  
38 level of digital interaction between state authorities and public society, as well as state authorities  
39  
40 and local businesses in particular regions. Since the pilot research project was carried out only in  
41  
42 Tatarstan (the index comprised 4.53 points out of 10 maximum in 2017), inter-regional  
43  
44 comparative analysis is not possible at this stage. Still, this index is useful because it sheds light  
45  
46 also on the tangible benefits Internet users can obtain due to digital inclusion (third level of the  
47  
48 digital divide). This index measures whether individuals make use of the state services online  
49  
50 (like paying taxes, scheduling appointments at the doctor's, filling in application forms, etc.)  
51  
52 both for personal and professional reasons. It also checks whether users are generally satisfied  
53  
54 with e-services provided (i.e. how handy and easy to use they are, how clear the instructions are,  
55  
56 whether websites providing such services are well-structured, etc.).  
57  
58  
59  
60

1  
2 Among the most popular state websites providing e-services to common citizens and  
3  
4 business communities in Tatarstan are websites of the Federal Tax Service (48% of the  
5  
6 respondents stated that they visit it regularly), Pension Fund (44%) and State Road Traffic Safety  
7  
8 Inspection (36%) (Indeks Internet, 2017). However, within this district, inequalities in terms of  
9  
10 digital participation and engagement of users with public institutions online are evident. In fact,  
11  
12 72% of the respondents do not check out websites of regional and local state authorities and are,  
13  
14 therefore, excluded from this wide array of opportunities. This uneven capacities and  
15  
16 possibilities to capitalize the access and use of ICTs, and transform it into tangible and concrete  
17  
18 outcomes (e.g. scheduling appointments at the doctor's, filling in application forms, etc) is part  
19  
20 of the third level of digital divide.  
21  
22  
23  
24

25 Summing up, we would like to underline a few things. First, the overall level of digital  
26  
27 literacy in Russia at the moment is not really high and is estimated at less than 5 points out of 10.  
28  
29 It is therefore clear that the digital divide of the second level, just like digital divide of the first  
30  
31 level is still an issue in Russia – both on a country-wide level and on regional levels. Second, a  
32  
33 correlation between access and digital literacy is not always the case in Russia: despite problems  
34  
35 with accessing Internet, its high cost, lack of infrastructure and broadband Internet connection in  
36  
37 some parts of the Far East, Far Eastern federal district is one of the Russian leaders by digital  
38  
39 literacy. What also comes as a surprise here is that Volga federal district where access problem is  
40  
41 being successfully solved, also in regard to the Internet cost and availability of e-services (related  
42  
43 to the third level of the digital divide), digital literacy level is one of the lowest in the country.  
44  
45 Other regions have shown more or less predictable results, with Northwestern and Central  
46  
47 federal districts taking good positions in the digital literacy ranking due to their socioeconomic  
48  
49 development, state investments into infrastructure development, location of Moscow and St.  
50  
51 Petersburg in these districts, etc., and North Caucasus region where many settlements are located  
52  
53 in remote mountainous rural areas lacking behind in ranking. Therefore we may conclude that  
54  
55 the first and the second levels of the digital divide in Russia are not always interrelated when it  
56  
57  
58  
59  
60

1  
2 comes to particular federal districts of the country. Furthermore, comparing several indexes, we  
3  
4 can see that ‘Internet openness index’ in Tatarstan (4.53 points out of 10) and digital literacy  
5  
6 index in the Volga federal district where Tatarstan is located (4.42 points out of 10 in 2017 – we  
7  
8 are comparing here data from the same year to ensure objectivity) are in some way related to  
9  
10 each other. This suggests a relation between the second level of digital divide (inequalities in  
11  
12 Internet usages and digital skills) and the third level of digital divide (inequalities in getting  
13  
14 tangible outcomes from the access and use of ICTs). In this vein, we may assume that since the  
15  
16 level of digital literacy is remarkably different at the inter-district levels (e.g. North Caucasus  
17  
18 federal district 1.42 vs. Northwestern federal district 7.99 points), there may be also inequalities  
19  
20 in capitalizing the use of the Internet are, which in their turn are enlarging social inequalities. In  
21  
22 fact, ‘those who are already socio-economically advantaged not only use the Internet differently  
23  
24 than less advantaged counterparts, but they also get the most from its usage’ (Ragnedda, 2018).  
25  
26  
27  
28  
29

30 However, as the next section shows, a lot is being done at the moment to tackle digital,  
31  
32 and therefore social inequalities.  
33  
34  
35

## 36 **6. Policy measure to tackle digital inequalities in Russia**

37  
38 Along with developing various indexes to measure the level of digital inequalities  
39  
40 between different parts of Russia, a number of policy measures aimed at promoting wider  
41  
42 Internet use in the country have recently been launched. Among such programs is the state  
43  
44 *Program of Eliminating Digital Inequality in Russia* started in 2014. The aims are to establish  
45  
46 broadband connection in remote areas of Russia, making wireless connection available to  
47  
48 Russians living in rural areas, and increasing the level of digital literacy of the local population.  
49  
50 Since its launch five years ago, the program has proved to be very efficient: over 5600 (out of  
51  
52 estimated 14 thousand by the end of 2024) cities and villages in Russia were connected to the  
53  
54 Internet through state sponsored Wi-Fi spots, and 46 thousand km of fiber optic cables have been  
55  
56 laid (Programma po ustraneniu tsifrovogo neravenstva v Rossii, 2018). Remote regions with harsh  
57  
58 climatic conditions that were using satellite Internet connection earlier – very expensive and low-  
59  
60

1  
2 speed – finally received access to broadband Internet, including for example the city of Norilsk  
3  
4 in Siberian federal district (2017), multiple areas in the Far East and other regions.  
5

6  
7 Another federal program that focuses on the development of e-government and e-services  
8  
9 in the country is *Digital Russia*. This program puts particular emphasis on the development of  
10  
11 state service online (Federal Tax Service, Pension Fund, etc.) and ministries. The aim is to  
12  
13 increase overall use of online services, for better and more balanced digital development of the  
14  
15 regions. In fall 2018, it was publicly announced that the Russian Ministry of Labor will launch a  
16  
17 new training program for ‘digital curators’, i.e. specialists who will be advising people on the use  
18  
19 of digital technologies and particularly state e-services as part of the bigger ‘*Digital Economics*’  
20  
21 program (Tsifrovoy kurator, 2018). Creating such an occupation in Russia, which did not really  
22  
23 exist there formally before, is another sign of the state’s interest in increasing digital  
24  
25 competences of citizens and encouraging them to use ICTs.  
26  
27  
28

29  
30 Similarly to the state *Digital Russia* program, one of the results of the *Digital*  
31  
32 *Government* state program (from 2008 on) was launching the Public Services Portal (Gosuslugi,  
33  
34 2018), which allows citizens to receive the majority of public services in healthcare, tax-paying,  
35  
36 document-processing, education and other areas quickly and efficiently online. A good  
37  
38 illustration of how *Digital Russia* and *Digital Government* programs operate today is recently  
39  
40 established *Digital Territory Michurinskoe*, the first ‘digital village’ in the Khabarovsk region of  
41  
42 the Far East where the majority of services are provided online (e-government services, online  
43  
44 consultations with medical staff, online learning courses, etc.)<sup>1</sup>. It has been reported that since  
45  
46 the start of its development as a digital territory in 2017/2018, Michurinskoe has been attracting  
47  
48 people willing to live in a modern digital environment. This fact illustrates the importance of  
49  
50 digital services for population, sometimes being in fact more important than the size of the  
51  
52 settlement (3600 inhabitants dispersed across eight settlements, some of them counting less than  
53  
54 50 people) or its location in a region with rather harsh climatic conditions.  
55  
56  
57  
58  
59  
60

---

<sup>1</sup> <http://michurinskoe.khb.ru/>



1  
2 In sum, these programs show how the Russian government is introducing policy  
3  
4 measures to enhance Internet penetration (tackling the first level of digital divide), and  
5  
6 promoting digital competences, skill and digital literacy among citizens (tackling the second  
7  
8 level of the digital divide). The main aim is to push towards the second phase of the digital  
9  
10 revolution: generating tangible outcomes from the Internet infrastructures and giving to everyone  
11  
12 possibilities to get benefits from using ICTs (tackling the third level of the digital divide). Given  
13  
14 that digital divide is still a serious issue in Russia, we believe such straightforward policy  
15  
16 measures, on both federal and local levels are much needed today to ensure digital inequalities in  
17  
18 Russia are approached as a complex problem – both technological and social one.  
19  
20  
21  
22  
23

## 24 **7. Conclusions**

25  
26 In this paper we brought to light meaningful insights into the three levels of digital  
27  
28 divides in Russia. Based on a multilevel (three levels of digital divide) and multi-sectional  
29  
30 approach (the interplay of different types of inequalities), this paper contributed to overall better  
31  
32 understanding of the digital inequalities phenomenon in Russia. It also allowed for a comparative  
33  
34 interregional perspective, which has been missing in most papers on digital inequalities in Russia  
35  
36 so far.  
37  
38  
39

40 Given significant differences in geographic, economic, cultural and societal terms typical  
41  
42 for Russia, the problem of the ‘digital divide’ itself was expected to be present in the country.  
43  
44 Previous research in this field articulated an important role of policy-making mechanisms in  
45  
46 building a sustainable and efficiently developing society (Vartanova, 2019), which is particularly  
47  
48 important given the specific character of Russia. However, as we show, despite state  
49  
50 involvement on both federal and regional levels aimed at minimizing digital inequality in the  
51  
52 country, federal districts still differ from each other significantly when it comes to the spread and  
53  
54 availability of ICTs, access to the Internet, equal opportunities for citizens regardless their region  
55  
56 of living, sociodemographic factors, income level, etc.  
57  
58  
59  
60

1  
2 More specifically, in regard to the first level of the digital divide, we have seen that  
3  
4 inequalities in accessing ICTs, although reduced over the years, are still a problem in Russia  
5  
6 where Internet penetration is much lower than in many other countries of the world (cf. Northern  
7  
8 Europe and Northern America 95%, Southern Europe 88% (Digital 2019, 2019). There exist  
9  
10 considerable differences between federal districts not only in terms of technological  
11  
12 development, but also in terms of Internet penetration rate, daily audience numbers, the cost and  
13  
14 speed of connection, etc. Digging deeper into these differences, we argue in this paper that a set  
15  
16 of ‘objective factors’ related to the specific character of Russia (distances, climatic and  
17  
18 geographical conditions, urbanization level, etc.) may influence the first level of the digital  
19  
20 divide in the country. This can be illustrated by comparing Northwestern or Central federal  
21  
22 districts to the North Caucasus or Far Eastern for example: as we have shown in *Section 2*,  
23  
24 urbanization level, socioeconomic conditions, location of the regions, cost of laying optic fibre  
25  
26 cables in remote parts of the country, and other factors that we consider among ‘objective’ may  
27  
28 indeed create a situation when some regions are more technologically advanced than others.  
29  
30  
31  
32  
33

34 However, as our study showed, a correlation between the first and the second levels of  
35  
36 the digital divide is not always the case in Russia. Some regions (for instance Far Eastern federal  
37  
38 district) lacking behind by access can be the country’s leaders by digital literacy, and visa versa –  
39  
40 regions with good access and infrastructure availability can come at the bottom of the list by  
41  
42 digital literacy index (for instance Volga federal district). We can also conclude that there is no  
43  
44 direct correlation between population density and digital literacy, or between location and digital  
45  
46 literacy either, again as the case of the Far Eastern federal district shows. Since this paper is  
47  
48 based on exploring secondary datasets, we cannot offer a solid explanation of this phenomenon.  
49  
50 Still, our guess is that it may be related to particular regional programs aimed at eliminating  
51  
52 digital inequality, their overall implementation on practice and reach, maybe also audience  
53  
54 behavior and specific audience characteristics, and a whole list of other factors that require a  
55  
56 separate study based on primary data.  
57  
58  
59  
60

1  
2  
3  
4  
5  
6  
7  
8  
9  
10  
11  
12  
13  
14  
15  
16  
17  
18  
19  
20  
21  
22  
23  
24  
25  
26  
27  
28  
29  
30  
31  
32  
33  
34  
35  
36  
37  
38

Finally, to shed light upon the third level of digital divide, we analyzed the index of Internet ‘openness’ attempting to find out inequalities in the way citizens and business communities interact, via digital communication, with the state and public society. The pilot project implementation in Tatarstan shows inequalities in how citizens engage with government institutions online and how ICTs are used to get some tangible outcomes. This pilot program indicates that there is a lot to be developed to ensure that Internet users receive full benefits of digital inclusion. Just a brief illustration of this point: according to the study, one fourth of the respondents from Tatarstan have never used Internet in their life; around 40% have not used e-services in the past year; and 63% of the respondents representing business circles said they had never heard about informational support of businesses online, provided by the state authorities in the republic (Indeks Internet otkrytosti Respubliki Tatarstan sostavil 4,53 iz 10 punktov, 2017). Given that the first level of the digital divide has been successfully bridged in Tatarstan, we may assume that these results are related to low digital skills of users and not to availability of technological affordances and Internet access. This is also in some way proved by the low ranking of the Volga federal district in terms of the digital competence sub-index compared to other federal districts of Russia.

39  
40  
41  
42  
43  
44  
45  
46  
47  
48  
49  
50  
51  
52  
53  
54  
55  
56  
57  
58  
59  
60

Another important thing to understand about Russia is that federal districts are not ‘monolithic’: there may exist tremendous differences within one federal district, across different territorial formations (republics, krais, okrugs, oblasts, etc.) located in that district. A good illustration of this point is the Republic of Tatarstan (Volga federal district). While the republic is one of the Russian leaders by the development of the information society (4<sup>th</sup> place after Moscow, Tyumen oblast and Khanty-Mansi autonomous okrug (Minkomsvyaz predstavila reiting informatizatsii regionov-2017, 2017), as well as by the level of socioeconomic development, GDP rate, size of economy, and other factors, Volga federal district is at the bottom of the digital literacy ranking. Therefore, when discussing how particular federal districts of Russia do in terms of access to broadband and mobile Internet, penetration rate, digital

1 literacy, use of e-services, etc. we should keep in mind that those numbers and rankings reflect a  
2 general trend and not always speak about 'inner' differences within each of the federal districts.  
3  
4

5  
6 Summing up, we consider this study to be both the first exploration and a baseline of the  
7 three level digital divides in Russia. We have seen how the level of socioeconomic development  
8 of the federal districts, as well as a number of objective factors (distance/isolation, urbanization  
9 level, availability of infrastructure and costs for building new infrastructure, even climatic  
10 conditions, etc.) have impact upon digitalization of the regions. As a result, several federal  
11 districts of Russia (Central, Northwestern, in a number of cases, Volga, Ural and Far Eastern  
12 federal district) more often than others take leading positions in rankings, in terms of degree of  
13 Internet penetration, digital literacy, use of e-services, etc. Therefore, digital inequality in Russia  
14 is still on place and will require more time for complete elimination, even though current state  
15 and public initiatives, aimed at creating a more balanced digital environment across federal  
16 districts and territorial formations, are being actively developed.  
17  
18  
19  
20  
21  
22  
23  
24  
25  
26  
27  
28  
29  
30  
31

32 Evidently, there are many limitations in this study, first and foremost, the fact that we  
33 used secondary data that allowed only macro-comparison between regions, without giving us the  
34 possibilities to analyses the interpersonal differences. Future research might even go one step  
35 further and, by using primary data, focus on the interplay between socio-economic background,  
36 digital skills and the outcomes that individuals achieve by using ICTs.  
37  
38  
39  
40  
41  
42  
43  
44  
45

## 46 **References**

47  
48 Anthias, F., 2013. Hierarchies of social location, class and intersectionality: Towards a  
49 translocational frame. *International Sociology*, 28(1), pp.121–138.

50  
51 Attewell, P. (2001). The first and second digital divides. *Sociology of Education*. 74,  
52 252–259.  
53

54  
55 Avila, A. (2009). Underdeveloped ICT areas in Sub-Saharan Africa. *Informatica*  
56 *Economica*, 13(2): 136-146.  
57

58  
59 Biyang Yu, Ana Ndumu, Lorri M. Mon, Zhenjia Fan, (2018) E-inclusion or digital  
60 divide: an integrated model of digital inequality", *Journal of Documentation*. 74(3): 552-574.

1  
2 Bobkov, V., Gulyugina, A., & Odintsova, E. (2009). Regionalnoe neravenstvo kachestva  
3 i urovnya zhizni i ugrozy sotsialnoi bezopasnosti Rossii [The regional inequality of the quality  
4 and standards of living and the threats to the social security of Russia]. *Federalizm*, 1(53): 135–  
5 148.  
6  
7

8  
9 Brodovskaya, E., & Shumilova, O. (2013). Rossiskie polzovateli i nepolzovateli:  
10 sootnoshenie i osnovnye osobennosti [Russian users and non-users: correlation and main  
11 peculiarities]. *Monitoring obshchestvennogo mneniya*, 3(115): 5-18.  
12  
13

14 Buckingham, D. (2007). Digital media literacies: Rethinking media education in the age  
15 of the Internet. *Research in Comparative and International Education*, 2(1): 43–55.  
16

17 Bykov, I., & Hall, T. (2011). Tsifrovoe neravenstvo i politicheskie predpochteniya  
18 Internet-polzovatelei v Rossii. *Polis. Politicheskie issledovaniya*, 5: 151-163.  
19

20 Chipeva, P., Cruz-Jesus, F., Oliveira, T., & Irani, Z. (2018). Digital divide at individual  
21 level: Evidence for Eastern and Western European countries. *Government Information*  
22 *Quarterly*, 35(3): 460–479.  
23  
24

25 Chislennost naseleniya federalnykh okrugov Rossii 2017 [Population of the Russian  
26 federal districts 2017]. (2017). URL: <http://www.statdata.ru/naselenie-federalnykh-okrugov-rossii>.  
27

28 Deviatko, I. (2013). Digitalizing Russia. The uneven pace of progress towards ICT  
29 equality / In Ragnedda, M., & Muschert, G. W. *The Digital Divide: The Internet and Social*  
30 *Inequality in International Perspective*. Routledge.  
31  
32

33 Digital 2019: Global Internet use accelerates. (2019). We Are Social /Hootsuite. URL:  
34 <https://wearesocial.com/blog/2019/01/digital-2019-global-internet-use-accelerates>  
35  
36

37 Digital in 2018: World's Internet users pass the 4 billion mark. (2018). We Are Social  
38 /Hootsuite. URL: <https://wearesocial.com/blog/2018/01/global-digital-report-2018>.  
39

40 Digital Russia (2018). URL: <http://digital-russia.com/>  
41

42 Dilmaghani, M. (2018). Religiosity and the digital divide in Canada. *Communication*  
43 *Review*, 21(3): 181–211.  
44  
45

46 DiMaggio, P.; Hargittai, E.; Neuman, W. R.; Robinson, J. P. (2001) Social Implications  
47 of the Internet. *Annual Review of Sociology*, 27(1): 307-336, 2001.  
48

49 Dronov, V., & Mahrova, O. (2015). *Tsifrovoe neravenstvo Ryazanskoi oblasti* [Digital  
50 divide in Ryazan oblast]. St. Petersburg.  
51  
52

53 Engelbrecht, H.-J. (2008). Internet-based “social sharing” as a new form of global  
54 production: The case of SETI@home. *Telematics and Informatics*, 25(3), 156-168.  
55

56 Federalnaya sluzhba gosudarstvennoi statistiki [Federal State Statistics Service]. (2018).  
57 URL: <http://www.gks.ru/F>.  
58  
59  
60

1 Federalnye okruga Rossii [Federal districts of Russia]. (2018).  
2 URL: [http://russkg.ru/index.php?option=com\\_content&view=article&id=4132:2013-02-21-17-32-43&catid=12:2010-08-03-15-47-39&Itemid=16](http://russkg.ru/index.php?option=com_content&view=article&id=4132:2013-02-21-17-32-43&catid=12:2010-08-03-15-47-39&Itemid=16).  
3  
4  
5  
6

7 Gladkova, A. (2015). Linguistic and cultural diversity in Russian cyberspace: examining  
8 four ethnic groups online. *Journal of Multicultural Discourses*, 1(10): 49–66.  
9

10 Gladkova, A., & Korobeinikova, K. (2016). Examining the public's exposure to reports  
11 about ethnic groups in mainstream Russian media. *Psychology in Russia: State of the Art*, 9(1):  
12 164–177.  
13  
14

15 Gosuslugi [Public Services Portal]. (2018). URL: <https://www.gosuslugi.ru/>.  
16

17 Hargittai, E. (2002). Second level digital divide: Differences in people's online skills.  
18 *First Monday*, 7(4). URL: <https://firstmonday.org/article/view/942/864>  
19

20 Higher School of Economics (2017). Moskva i Tyumen luchse drugih vnedryaut  
21 innovatsii v shkole [Moscow and Tyumen are the best in introducing innovations at schools].  
22 (2017). URL: <https://www.hse.ru/news/edu/206420388.html>.  
23  
24  
25

26 Hoffman, D.L. and Novak, T.P. (1998). Bridging the racial divide on the internet.  
27 *Science*, 280: 390–391.  
28

29 Indeks Internet-otkrytosti Respubliki Tatarstan sostavil 4,53 iz 10 punktov [The index of  
30 Internet openness of the Republic of Tatarstan reached 4,53 points out of 10]. (2017). Regional  
31 Nongovernmental Centre for Internet Technologies.-URL: <https://roeit.ru/news/iio-tatarstan>.  
32  
33

34 Indeks tsifrovoy gramotnosti [The index of digital literacy]. (2018). URL: <http://xn--80aaefw2ahcfbneslds6a8jyb.xn--p1ai/>  
35  
36  
37

38 Internet v Rossii: dinamika proniknoveniya [Internet in Russia: Dynamics of  
39 Penetration]. (2017-2018). Public Opinion Fund. URL: <http://fom.ru/SMI-i-internet/13999>.  
40

41 Issledovanie GfK: proniknovenie Interneta v Rossii [GfK survey: Internet penetration in  
42 Russia]. (2018). GfK. URL: <https://www.gfk.com/ru/insaity/press-release/issledovanie-gfk-proniknovenie-interneta-v-rossii/>.  
43  
44  
45

46 Jianbin Jin, Fanxin Meng, Anfan Chen, Lin Shi, and Tao Wang (2018) Mapping the  
47 Evolutive Trajectories of China's Digital Divide: A Longitudinal Observation. In Ragnedda M.  
48 and Mutsvario B., *Digital Inclusion. An international Comparative Analysis*, Rowman &  
49 Littlefield.  
50  
51  
52

53 Kakie regiony sformirovali bolshuyu chast rossiskoi ekonomiki [The regions that  
54 constituted the biggest part of the Russian economy]. (2018). URL:  
55 <https://www.rbc.ru/economics/19/09/2018/5ba1182d9a794772d85103fb>.  
56  
57  
58  
59  
60

1  
2 Kolomak, E. (2010). Mezhhregionalnoe neravenstvo v Rossii: ekonomicheskii i sotsialnyi  
3 aspekty [Interregional inequality in Russia: economic and social aspects]. *Prostranstvennaya*  
4 *ekonomika*, 1: 26–35.

7 Korovkin, V. The digital life of the Russian regions // Digital Russia. (2016). URL:  
8 <http://article.digital-russia.com/russian-regions>.

11 Korovkin, V., & Kaganer, E. (2016). Digital life of Russian megapolises: Model.  
12 Dynamics. Cases. SSRN: <https://ssrn.com/abstract=3104638>.

14 Kumar, B.T. Sampath, S.U. Shiva Kumara, (2018) The digital divide in India: use and  
15 non-use of ICT by rural and urban students. *World Journal of Science, Technology and*  
16 *Sustainable Development*, 15(2): 156-168.

19 Litt, E. (2013). Measuring users' Internet skills: A review of past assessments and a look  
20 toward the future. *New Media & Society*, 15(4): 612–630.

23 Mediascope: Auditoriya Runeta rastet za schet mobilnykh polzovatelei (infografika)  
24 [Mediascope: Runet audience is growing thanks to mobile users (infographics)]. (2018).  
25 Mediascope. URL: [https://oborot.ru/news/mediascope-auditoriya-runeta-rastet-za-schet-](https://oborot.ru/news/mediascope-auditoriya-runeta-rastet-za-schet-mobilnykh-polzovatelej-infografika-i93112.html)  
26 [mobilnykh-polzovatelej-infografika-i93112.html](https://oborot.ru/news/mediascope-auditoriya-runeta-rastet-za-schet-mobilnykh-polzovatelej-infografika-i93112.html).

30 *Mediasistema Rossii* [Russian Media System]. (2015). Moscow: Aspekt Press.

31 Mikheeva, L. (2004). Faktory neravenstva dostupa k vyshemu obrazovaniu v  
32 sovremennuh usloviyah Rossii [Factors of unequal access to the higher education in modern  
33 Russia]. *Izvestiya vyshykh uchebnykh zavedenii*, 3: 126–130.

36 Minkomsvyaz predstavila reiting informatizatsii regionov-2017 [Ministry of  
37 Communication has published a 2017 report on informatization of the regions]. (2017). URL:  
38 [https://iecp.ru/news/item/412481-minkomsvyaz-predstavila-reyting-informatizatsii-regionov-](https://iecp.ru/news/item/412481-minkomsvyaz-predstavila-reyting-informatizatsii-regionov-2017)  
39 [2017](https://iecp.ru/news/item/412481-minkomsvyaz-predstavila-reyting-informatizatsii-regionov-2017)

43 Nagirnaya, A. (2015). Development of the Internet in Russian regions. *Regional*  
44 *Research of Russia*, 5(2): 128–136.

46 Napoli, P. M., & Obar, J. A. (2014). The emerging mobile Internet underclass: A critique  
47 of mobile Internet access. *Information Society*, 30(5): 323–334.

50 Nishijimaa M., T. M. Ivanauskasb, and F. M. Sarti (2017). Evolution and determinants of  
51 digital divide in Brazil (2005–2013). *Telecommunications Policy*, 41(1): 12-24.

54 Paus-Hasebrink, I., Sinner, R., Prochazka, F. (2014). Children's online experiences in  
55 socially disadvantaged families: European evidence and policy recommendations. LSE ePrints,  
56 2014. Available at: <http://eprints.lse.ac.uk/57878> (Accessed March 2019).

59 Programma po ustraneniu tsifrovogo neravensta v Rossii [The Program of Eliminating  
60 Digital Inequality in Russia]. (2018). URL:

1  
2 [http://www.tadviser.ru/index.php/Статья:Программа\\_по\\_устранению\\_цифрового\\_неравенст](http://www.tadviser.ru/index.php/Статья:Программа_по_устранению_цифрового_неравенства_в_России)  
3  
4 [ва\\_в\\_России](http://www.tadviser.ru/index.php/Статья:Программа_по_устранению_цифрового_неравенства_в_России).

5 Ragnedda, M. (2017). *The third digital divide: A Weberian approach to digital*  
6 *inequalities*. Routledge.

7  
8 Ragnedda, M. (2018). Conceptualizing digital capital. *Telematics and Informatics*, 35:  
9 2366–2375.

10  
11 Ragnedda, M., & Kreitem, H. (2018). The three levels of digital divide in East EU  
12 countries. *World of Media. Journal of Russian Media and Journalism Studies*, 4: 5–27.

13  
14 Ragnedda, M., & Muschert, G. W. (2013). *The Digital Divide: The Internet and Social*  
15 *Inequality in International Perspective*. Routledge, 324 p.

16  
17 Răileanu Szelesab, M. (2018), New insights from a multilevel approach to the regional  
18 digital divide in the European Union, *Telecommunications Policy*. 42(6): 452-463.

19  
20 Razvitie Interneta v regionah Rossii [The development of Internet in Russian regions].  
21 (2016). Yandex. [https://yandex.ru/company/researches/2016/ya\\_internet\\_regions\\_2016](https://yandex.ru/company/researches/2016/ya_internet_regions_2016).

22  
23 Regiony i regionalnoe razvitie [Rēgions and regional development]. (2018). URL:  
24 <http://xn--80aaaa1bhnlcci1cl5c4ep.xn--p1ai/cd3/484-485/484-485.html>

25  
26 Regiony Rossii. Osnovnye kharakteristiki subjektov Rossiiskoi Federatsii [Russian  
27 regions. Main characteristics of the subjects of Russian Federation]. (2017). Federal State  
28 Statistics Service. URL:[http://www.gks.ru/wps/wcm/connect/rosstat](http://www.gks.ru/wps/wcm/connect/rosstat/main/rosstat/ru/statistics/publications/catalog/doc_1138625359016)  
29 [main/rosstat/ru/statistics/publications/catalog/doc\\_1138625359016](http://www.gks.ru/wps/wcm/connect/rosstat/main/rosstat/ru/statistics/publications/catalog/doc_1138625359016).

30  
31 Reiting regionov Rossii po zarplatam - 2017 [2017 ranking of Russian regions by  
32 salaries]. (2017). Rossiya Segodnya. URL:  
33 <http://www.riarating.ru/infografika/20171207/630078217.html>.

34  
35 Reiting sotsialno-ekonomicheskogo polozheniya subjektov RF po itogam 2017 goda  
36 [2017 ranking of Russian Federation subjects by their socioeconomic state]. (2018). Rossiya  
37 Segodnya. URL: <http://www.riarating.ru/infografika/20180523/630091878.html>.

38  
39 Rice, R.E., & Katz, J.E. (2008). Assessing new cell phone text and video services.  
40 *Telecommunications Policy*. 32 (7): 455-467.

41  
42 Rossotto, C. M., Gelvanovska, N., Hohlov, Y., Maciule, V., & Shaposhnik, S. (2015). A  
43 sector assessment: Broadband in Russia. Worldbank Group. URL:  
44 [http://www.worldbank.org/content/dam/Worldbank/Feature%20Story/ECA/Broadband\\_in\\_Russi](http://www.worldbank.org/content/dam/Worldbank/Feature%20Story/ECA/Broadband_in_Russia_Final.pdf)  
45 [a\\_Final.pdf](http://www.worldbank.org/content/dam/Worldbank/Feature%20Story/ECA/Broadband_in_Russia_Final.pdf).

46  
47 Rostelekom vlozhit do 13,5 mlrd rublei v stroitelstvo linii svyazi v PFO [Rostelekom will  
48 invest up to 13,5 billion rubles into building cable lines in Volga federal district]. (2019).  
49 Kommersant. URL: <https://www.kommersant.ru/doc/3916528>  
50  
51  
52  
53  
54  
55  
56  
57  
58  
59  
60



1  
2 Rostelekom zavershila sozdanie VOLS Kamchatka-Sakhalin-Magadan [Rostelekom  
3 finished building optic fiber cable lines in Kamchatka-Sakhalin-Magadan]. (2016). Tadviser.  
4 URL: <http://www.tadviser.ru/index.php>

5  
6  
7 Rykov, Y., Nagornyy, O., & Koltsova, O. (2017). Digital inequality in Russia through the  
8 use of a social network site: A cross-regional comparison. *Communications in Computer and*  
9 *Information Science*, 745: 70–83.

10  
11  
12 Silva, S., Badasyan, N., Busby, M. (2018). Diversity and digital divide: Using the  
13 National Broadband Map to identify the non-adopters of broadband. *Telecommunications Policy*.  
14 42(5): 361-373.

15  
16  
17 Smirnova, O. (2013). The digital devices in journalists' professional activity in Russia.  
18 *World of Media. Yearbook of Russian Media and Journalism Studies*. Moscow: Mediamir: 269–  
19 280.

20  
21  
22 Sootnoshenie gorodskogo i selskogo naseleniya po subjektam Rossiskoi Federatsii  
23 [Correlation between urban and rural population in the subjects of the Russian Federation].  
24 (2010). URL: [http://www.gks.ru/free\\_doc/new\\_site/perepis2010/croc/Documents/Vol11/pub-11-](http://www.gks.ru/free_doc/new_site/perepis2010/croc/Documents/Vol11/pub-11-1-3.pdf)  
25 [1-3.pdf](http://www.gks.ru/free_doc/new_site/perepis2010/croc/Documents/Vol11/pub-11-1-3.pdf)

26  
27  
28 Stali izvestny regiony Rossii, privlekatelnye dlya vnutrennei migratsii [Most popular  
29 Russian regions for inner migration have been announced]. (2018). URL:  
30 [https://mir24.tv/news/16327227/stali-izvestny-regiony-kotorye-vybirayut-rossiyane-pri-](https://mir24.tv/news/16327227/stali-izvestny-regiony-kotorye-vybirayut-rossiyane-pri-vnutrennei-migracii)  
31 [vnutrennei-migracii](https://mir24.tv/news/16327227/stali-izvestny-regiony-kotorye-vybirayut-rossiyane-pri-vnutrennei-migracii).

32  
33  
34 Tsifrovaya gramotnost [Digital literacy]. (2017). Regional Nongovernmental Centre for  
35 Internet Technologies. URL: <http://xn--80aaefw2ahcfbneslds6a8jyb.xn--p1ai/mindex/2017/>.

36  
37  
38 Tsifrovoyi kurator [Digital curator]. (2018). URL:  
39 <https://www.znanierussia.ru/useful/Pages/digital-curator.aspx>

40  
41  
42 Van Deursen, A., & Van Dijk, J. (2018). The first-level digital divide shifts from  
43 inequalities in physical access to inequalities in material access. *New Media and Society*: 1-22.

44  
45  
46 Van Deursen, A., van Dijk, J. (2013). The digital divide shifts to differences in usage.  
47 *New Media & Society*, 16(3), 507–526.

48  
49  
50 Van Dijk, J. (2005). *The deepening divide: Inequality in the information society*. London:  
51 Sage.

52  
53  
54 Van Dijk, J. (2012). The Evolution of the Digital Divide. The Digital Divide turns to  
55 Inequality of Skills and Usage. *Digital Enlightenment Yearbook*, pp. 57-75.

56  
57  
58 Vartanova, E. (2013a). Constructing Russian media system in the context of  
59 globalization. *World of Media. Yearbook of Russian Media and Journalism Studies*. Moscow:  
60 Mediamir: 9–36.

1  
2 Vartanova, E. (2013b). *Postsovetskie transformatsii rossiskikh SMI i zhurnalistiki* [Post-Soviet transformations of Russian mass media and journalism]. Moscow: MediaMir.

3  
4  
5 Vartanova, E. (2018). Kontseptualizatsiya tsifrovogo neravenstva: osnovnye etapy  
6 [Conceptualizing digital divide: main stages]. *MediaAlmanah*, 5: 8-12.

7  
8  
9 Vartanova, E. (2019). Russian media: A call for theorizing the economic change. *Russian  
10 Journal of Communication*, 1.

11  
12 Vartanova, E., & Gladkova, A. (2019). New forms of the digital divide. In Trappel, J.  
13 (Ed.), *Digital media inequalities: Policies against divides, distrust and discrimination* (pp. 191-  
14 211). Goteborg: Nordicom.

15  
16  
17 Volchenko, O. (2016). Dinamika tsifrovogo neravenstva v Rossii [Dynamics of the  
18 digital divide in Russia]. *Monitoring obshchestvennogo mneniya*, 5: 163-182.

19  
20  
21 Vyrkovsky, A., Galkina, M., Kolesnichenko, A., Obraztsova, A., & Vartanov, S. (2019).  
22 Russian newsrooms in the digital era: Challenges and prospects. *Russian Journal of  
23 Communication*, 1.

24  
25  
26 Waytt, S., Thomas, G. and Terranova, T. (2002), "They came, they surfed, they went  
27 back to the beach: conceptualizing use and non-use of the internet", in Woolgar, S. (Ed.), *Virtual  
28 Society? Technology, Cyberbole, Reality*, Oxford University Press, New York, NY, pp. 23-40.

29  
30  
31 Web Index Report. (2018). Mediascope. URL:  
32 <https://mediascope.net/services/media/media-audience/internet/information/>

33  
34  
35 Zenith (2018), Mobile Advertising Forecasts 2017. URL:  
36 <https://www.zenithmedia.com/product/mobile-advertising-forecasts-2017/>

37  
38  
39 Zherebin, V., & Makhrova, O. (2015). Tsifrovoi raskol mezhdru pokoleniyami [Digital  
40 divide between generations]. *Finansy, ekonomika, strategiya*, 4: 5-9.

41  
42  
43  
44  
45  
46  
47  
48  
49  
50  
51  
52  
53  
54  
55  
56  
57  
58  
59  
60