

H-Centre and V-Centre Defects in Hybrid Halide Perovskites

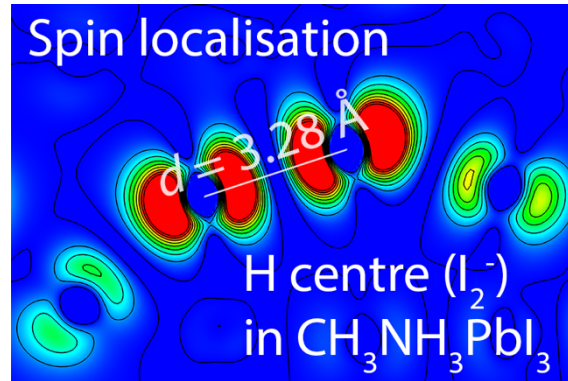
Lucy D. Whalley¹, Rachel Crespo-Otero², and Aron Walsh^{1,3*}

¹Thomas Young Centre and Department of Materials, Imperial College London, Exhibition Road, London SW7 2AZ, UK

²School of Biological and Chemical Sciences, Queen Mary University of London, London E1 4NS, UK

³Department of Materials Science and Engineering, Yonsei University, Seoul 03722, Korea

E-mail: a.walsh@imperial.ac.uk



Abstract: The self-trapping of holes with the formation of a molecular X_2^- anion is a well-established process in metal halide (MX) crystals, but V-centre ($2X^- + h^+ \rightarrow X_2^-$) and H-centre ($X^- + X_i^- + h^+ \rightarrow X_2^-$) defects have not yet been confirmed in halide perovskite semiconductors. The I_2^- split-interstitial defect is predicted to be a spin radical in $CH_3NH_3PbI_3$ with an optically excited-state within the semiconductor band gap.

The behaviour of point defects in lead halide perovskites, such as $CH_3NH_3PbI_3$, is challenging to classify according to standard models. The rapid transport of ions at room temperature suggests a high concentration of mobile point defects, while the intrinsic conductivity and slow non-radiative recombination rates suggest a low concentration of electrically active defect centers¹. Identifying the key point defects and means to control them remains a major challenge in the field, even for the highest-performing solar cells.²

Elementary thermodynamics ensures there are no “defect free” crystalline materials³. The enthalpic cost of perturbing the long-range bonding in a crystal is offset by the gain in configurational entropy. Usually, defect levels in a semiconductor bandgap correspond to the energy required to change charge state, i.e. the cost of adding (or removing) electrons from the defect centre to the valence or conduction band of the host material. However, certain point defects can act as colour centres, with charge-conserving optically excited states. For example, the colour (F) centres consisting of an electron trapped at a vacant lattice site in alkali halides, or self-trapped holes in heteropolar crystals that are termed V-centres⁴.

V-centres have been studied in metal halide crystals since the 1950s, including F_2^- impurities in CaF_2 and LiF , where F^- anions are normally present at specific lattice sites^{5,6}. Related molecular halide impurities have also been characterised in metal chlorides, bromides, and iodides⁷. They are unusual point defects as they involve *no* missing or extra atoms. A hole is introduced into a pristine lattice, and the charge induces the formation of a bond between

two nearest neighbour halide ions, producing an open-shell dihalide species, $2X^- + h^+ \rightarrow X_2^-$. In contrast to the V-centre, the H-centre is where hole-capture and dimer formation involves excess halide (for example, an interstitial) interacting with a lattice site, $X^- + X_i^- + h^+ \rightarrow X_2^-$. It has been shown that H-centres can be thermally converted into V-centres, and the two defects have similar but distinguishable optical and electronic signatures⁵. The local structures are illustrated in Figure 1.

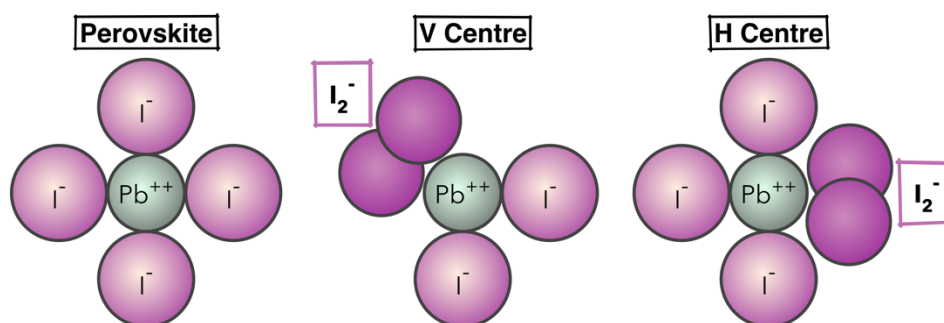


Figure 1. Illustration of the change in local equatorial environment around Pb in a lead halide perovskite upon hole (h^+) capture leading to the formation of a V-centre and H-centre defect. In the V-centre, two lattice iodides form a dimer, while in the H-centre the dimer is formed from a lattice iodide and interstitial iodide. The I-I interatomic spacing of around 4.5 Å in the perfect lattice decreases to a bond length of 3.3 Å upon dimer formation (calculated value for the H centre).

There have been multiple reports of defect formation energies and levels in $\text{CH}_3\text{NH}_3\text{PbI}_3$ based on first-principles quantum mechanical procedures. Defect processes are sensitive to the theoretical treatment, requiring the calculation of small energy differences and the simultaneous description of extended and localised electronic states. Quantitative defect level calculations with density functional theory (DFT) require non-local (hybrid) exchange-correlation functionals and an account for spin-orbit coupling (SOC). Du studied the interstitial iodine defect using DFT in $\text{CH}_3\text{NH}_3\text{PbI}_3$ and highlighted the stability of several charge states and favourable I-I interactions⁸. The influence of electrons and holes on Frenkel defects (iodine vacancy and interstitials) have also been studied by DFT⁹, in addition to trapping of holes by iodine interstitial defects in molecular dynamics simulations¹⁰.

The management of iodine precursors has been the focus of the latest advances in perovskite solar cells. An I-rich precursor was proposed to be necessary to fully convert I-deficient intermediate phases during crystallisation². It has also been shown that post-synthetic annealing in iodine vapour shifts the Fermi level closer to the valence band, either through the creation of acceptors (iodine interstitial) or the annihilation of donors (iodine vacancy)¹¹. We find that the I_2^- split-interstitial defect forms an iodide dimer with highly localised spin (“H-centre”), as shown in the opening image. Due to the radical nature of the trapped hole, the presence of V and H-centres in perovskite samples could be confirmed using spin-sensitive techniques such as electron-spin resonance (ESR) or electron-nuclear double resonance (ENDOR).

Following the “molecule in crystal” approach⁷ with dielectric embedding, we computed the optically excited states of the Cl_2^- , Br_2^- , and I_2^- defect centres as a function of bond lengths

using time-dependent DFT (see Figure 2) including relativistic effects. The ground-state electronic configuration is ${}^2\Sigma_u^+$, which corresponds to $(\sigma_g)^2(\pi_u)^4(\pi_g)^4(\sigma_u)^1$. The lowest excited state involves moving the hole from the highest occupied σ_u level to higher binding-energy molecular orbitals. For the bond lengths found in the methylammonium lead iodide perovskite host (calculated to be 3.28 Å), the three lowest excited states occur at 1.26 eV (symmetry allowed), 1.90 eV (forbidden), and 3.70 eV (symmetry allowed). Two optically-allowed transitions fall in the visible-UV range, and a sub-bandgap absorption band at *ca.* 1.3 eV should be observable in long-wavelength absorption measurements if present in sufficient concentration.

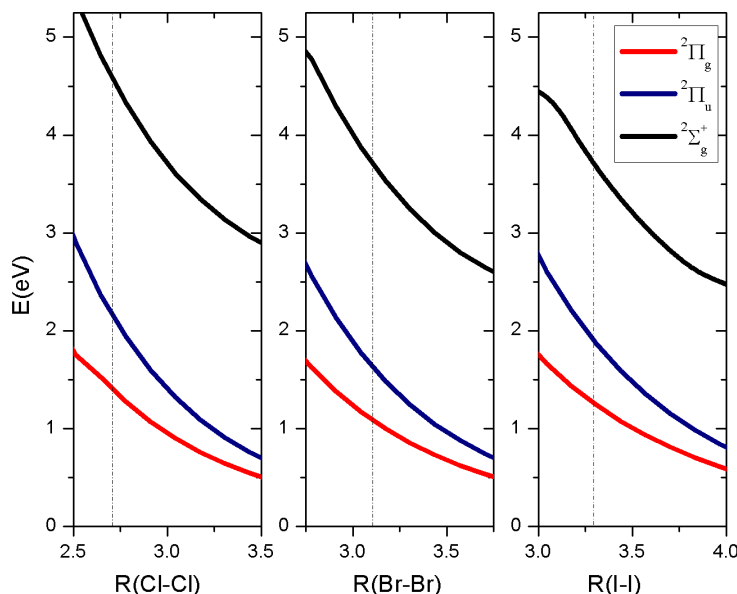


Figure 2. Optical excitation energies for halide dimers (found for V and H-centre defects) as a function of the interatomic spacing (in units of Å) from time-dependent DFT calculations including spin-orbit coupling. The ground-state electronic configuration is ${}^2\Sigma_u^+$, which corresponds to $(\sigma_g)^2(\pi_u)^4(\pi_g)^4(\sigma_u)^1$, and the excited states involve the hole moving from σ_u to higher binding energy orbitals. The vertical lines correspond to the dimer bond lengths of 2.7 Å (Cl), 3.1 Å (Br), 3.3 Å (I)⁷.

While band transport is the predominant conduction mechanism in the lead halides, we suggest that the V and H centres could be acting as traps for photogenerated holes. The molecular iodide defects discussed here are not necessarily static carrier traps, since the halides that form the corner-sharing perovskite framework support reasonable rates of ion transport. Room temperature diffusion is expected for the V-centre, which could proceed in a pathway akin to vacancy-mediated diffusion. Transport of the H-centre would require an interstitialcy mechanism, which has also been predicted to be low energy in halide perovskites¹². The slow motion of trapped holes would add a further layer to the complexity of the temporal response of perovskite solar cells to light soaking and bias voltages (also evident in quantum dot photovoltaics¹³). Given the polyanion nature of iodine (e.g. charged I_2 up to I_{16} complexes) and the flexibility of the perovskite structure, the formation of larger charged molecular aggregates is also possible for the iodide perovskites. Such polyanion inclusions in a crystal would be redox active, and could facilitate additional electron or hole trapping, which is a fertile line of research for future studies.

Acknowledgements

This work was supported by the EPSRC (grant nos. EP/M009580/1, EP/L01551X/1, and EP/K016288/1) and the Royal Society. Via our membership of the UK's HEC Materials Chemistry Consortium, which is funded by EPSRC (EP/L000202), this work used the ARCHER UK National Supercomputing Service (<http://www.archer.ac.uk>).

Supporting Information Available: computational details and data access information.

- (1) Stranks, S. D. Nonradiative Losses in Metal Halide Perovskites. *ACS Energy Lett.* **2017**, *2*, 1515–1525.
- (2) Yang, W. S.; Park, B.-W.; Jung, E. H.; Jeon, N. J.; Kim, Y. C.; Lee, D. U.; Shin, S. S.; Seo, J.; Kim, E. K.; Noh, J. H.; et al. Iodide Management in Formamidinium-Lead-Halide-based Perovskite Layers for Efficient Solar Cells. *Science (80-.)*. **2017**, *356*, 1376–1379.
- (3) Walsh, A.; Zunger, A. Instilling Defect Tolerance in New Compounds. *Nat. Mater.* **2017**, *16*, 964–967.
- (4) Stoneham, A. M. *Theory of Defects in Solids*; OUP Oxford: Oxford, 1975.
- (5) Castner, T. G.; Känzig, W. The Electronic Structure of V-Centers. *J. Phys. Chem. Solids* **1957**, *3*, 178–195.
- (6) Hayes, W.; Twidell, J. W. The Self-Trapped Hole in CaF₂. *Proc. Phys. Soc.* **1962**, *79*, 1295–1296.
- (7) Tasker, P. W.; Stoneham, A. M. An Appraisal of the Molecular Model for the V_k Centre. *J. Phys. Chem. Solids* **1977**, *38*, 1185–1189.
- (8) Du, M.-H. Density Functional Calculations of Native Defects in CH₃NH₃PbI₃: Effects of Spin–Orbit Coupling and Self-Interaction Error. *J. Phys. Chem. Lett.* **2015**, *6*, 1461–1466.
- (9) Mosconi, E.; Meggiolaro, D.; Snaith, H. J.; Stranks, S. D.; De Angelis, F.; Cavazzoni, C.; Ceresoli, D.; Chiarotti, G. L.; Cococcioni, M.; Dabo, I.; et al. Light-Induced Annihilation of Frenkel Defects in Organo-Lead Halide Perovskites. *Energy Environ. Sci.* **2016**, *9*, 3180–3187.
- (10) Li, W.; Liu, J.; Bai, F.-Q.; Zhang, H.-X.; Prezhdo, O. V. Hole Trapping by Iodine Interstitial Defects Decreases Free Carrier Losses in Perovskite Solar Cells: A Time-Domain Ab Initio Study. *ACS Energy Lett.* **2017**, *2*, 1270–1278.
- (11) Zohar, A.; Levine, I.; Gupta, S.; Davidson, O.; Azulay, D.; Millo, O.; Balberg, I.; Hodes, G.; Cahen, D. What Is the Mechanism of MAPbI₃ p-Doping by I₂? Insights from Optoelectronic Properties. *ACS Energy Lett.* **2017**, acsenergylett.7b00698.
- (12) Yang, J.; Yin, W.; Park, J.; Wei, S. Fast Self-Diffusion of Ions in CH₃NH₃PbI₃: The Interstitially Mechanism versus Vacancy-Assisted Mechanism. *J. Mater. Chem. A* **2016**, *4*, 13105–13112.
- (13) Song, J. H.; Mai, X. D.; Jeong, S.; Kim, Y.-H. Hysteresis and Photoinstability Caused by Mobile Ions in Colloidal Quantum Dot Photovoltaics. *J. Phys. Chem. Lett.* **2017**, 5259–5263.