

**Cost-effectiveness of an enhanced Paramedic Acute Stroke Treatment Assessment (PASTA) during emergency stroke care: economic results from a pragmatic cluster randomised trial**

Journal:	<i>International Journal of Stroke</i>
Manuscript ID	IJS-12-20-8751.R1
Manuscript Type:	Research
Date Submitted by the	23-Jan-2021

Author:	
Complete List of Authors:	Bhattarai, Nawaraj; Newcastle University, Health Economics Group, Population Health Sciences Insitutute Price, Christopher; Newcastle University, Stroke Research Group, Population Health Sciences Institute McMeekin, Peter; Northumbria University, School of Health, Community and Education Studies Javanbakht, Mehdi; Newcastle University, Health Economics Group, Population Health Sciences Institute Vale, Luke; Newcastle University, Health Economics Group, Population Health Sciences Institute Ford, Gary; Oxford University, Medical Sciences Division Shaw, Lisa; Newcastle University, Stroke Research Group, Population Health Sciences Insitute
Keywords:	cost-effectiveness, cluster randomised controlled trial, Thrombolysis, paramedic, ambulance, Stroke

SCHOLARONE™  
Manuscripts

# Cost-effectiveness of an enhanced Paramedic Acute Stroke Treatment Assessment (PASTA) during emergency stroke care: economic results from a pragmatic cluster randomised trial

Nawaraj Bhattarai<sup>1</sup>, Christopher I. Price<sup>2</sup>, Peter McMeekin<sup>3</sup>, Mehdi Javanbakht<sup>1</sup>, Luke Vale<sup>1</sup>, Gary A. Ford<sup>2,4</sup>  
Lisa Shaw<sup>2</sup>

<sup>1</sup>Health Economics Group, Population Health Sciences Institute, Newcastle University, Newcastle upon Tyne, UK.

<sup>2</sup>Stroke Research Group, Population Health Sciences Institute, Newcastle University, Newcastle upon Tyne, UK.

<sup>3</sup>Faculty of Health & Life Sciences, Northumbria University, Newcastle upon Tyne, UK.

<sup>4</sup>Medical Sciences Division, University of Oxford, and Oxford University Hospitals NHS Foundation Trust, Oxford, UK.

**Key words:** Stroke; Cost-effectiveness; cluster randomised controlled trial; thrombolysis; paramedic; ambulance

**Word count:** 4321

## Tables and Figures:

Table 1. Cost-effectiveness of PASTA pathway versus Standard Care

Figure 1: Cost-effectiveness plane –Base case analysis

Figure 2: Cost effectiveness acceptability curve- Base case analysis

Figure 3. Cost-Effectiveness plane: compliant hospitals

Figure 4. Cost-effectiveness plane: non-compliant hospitals

**Abstract**

## Author Accepted Manuscript

**Background:** The Paramedic Acute Stroke Treatment Assessment (PASTA) trial evaluated an enhanced emergency care pathway which aimed to facilitate thrombolysis in hospital. A pre-planned health economic evaluation was included. The main results showed no statistical evidence of a difference in either thrombolysis volume (primary outcome) or 90-day dependency. However, counter-intuitive findings were observed with the intervention group showing fewer thrombolysis treatments but less dependency.

**Aims:** Cost-effectiveness of the PASTA intervention was examined relative to Standard Care (SC).

**Methods:** A within trial cost-utility analysis estimated mean costs and quality adjusted life years (QALYs) over 90 days' time horizon. Cost were derived from resource utilisation data for individual trial participants. QALYs were calculated by mapping modified Rankin scale scores to EQ-5D-3L utility tariffs. A post-hoc subgroup analysis examined cost-effectiveness when trial hospitals were divided into compliant and non-compliant with recommendations for a stroke specialist thrombolysis rota.

**Results:** The trial enrolled 1214 patients: 500 PASTA and 714 SC. There was no evidence of a QALY difference between groups [0.007 (95%CI -0.003 to 0.018)] but costs were lower in the PASTA group [-£1473 (95%CI: -£2736 to -£219)]. There was over 97.5% chance that the PASTA pathway would be considered cost-effective. There was no evidence of a difference in costs at seven thrombolysis rota compliant hospitals but costs at eight non-complaint hospitals costs were lower in PASTA with more dominant cost-effectiveness.

**Conclusions:** Analyses indicate that the PASTA pathway may be considered cost-effective, particularly if deployed in areas where stroke specialist availability is limited.

**Trial Registration:** ISRCTN12418919 [www.isrctn.com/ISRCTN12418919](http://www.isrctn.com/ISRCTN12418919)

## INTRODUCTION

Intravenous thrombolysis for ischaemic stroke is a cost-effective treatment, but large variations in provision exist.<sup>1, 2</sup> Previous studies have described improvements in the volume and/or speed of treatment following the introduction of ambulance pre-notification,<sup>3</sup> multidisciplinary training<sup>4</sup> and a higher priority response for suspected stroke,<sup>5</sup> but none have reported the economic impact of a pre-hospital intervention intended to promote thrombolysis delivery.

The Paramedic Acute Stroke Treatment Assessment (PASTA) multicentre cluster randomised controlled trial examined whether an enhanced paramedic emergency stroke assessment pathway for patients presenting within 4 hours of stroke onset could improve thrombolysis volume (primary outcome) when compared to standard care (SC).<sup>6,7</sup> Secondary outcomes included dependency at day 90 after stroke (modified Rankin Score (mRS)) and resource utilisation data for a pre-planned health economic analysis. The PASTA intervention comprised additional prehospital information collection, a structured hospital handover, practical assistance after handover, a pre-departure care checklist, and clinician feedback.

Although there was no statistical evidence of a difference between the trial groups for the proportion of patients who received thrombolysis (primary outcome), contrary to the anticipated effect of the intervention, less people received treatment in the PASTA group [PASTA: 197/500 (39.4%) versus SC: 319/714 (44.7%); adjusted Odds Ratio (aOR) 0.81 (95%CI 0.61 to 1.08);  $p=0.15$ ]. There was also no statistical evidence of a difference between the trial groups in dependency at day 90 after stroke (modified Rankin Score (mRS)) grades 3-6, however, counter-intuitive to the lower thrombolysis rate, fewer patients were dependent in the PASTA group [PASTA: 313/489 (64.0%) versus SC: 461/690 (66.8%); aOR 0.86 (95% CI 0.60 to 1.20);  $p=0.39$ ]. These unexpected findings led to a post-hoc analysis to explore how stroke specialist availability impacted upon thrombolysis treatment. At 8/15 trial hospitals that were not fully compliant with a national recommendation for specialist input into all thrombolysis decisions, there was a significant 9.8% reduction in thrombolysis in the PASTA group compared to SC [99/276 (35.9%) PASTA versus 105/230 (45.7%) SC; unadjusted OR 0.67 (95%CI 0.47 to 0.95);  $p=0.03$ ]. Whereas for the 7/15 hospitals that were compliant there was no evidence of a difference in thrombolysis rates [98/224 (43.8%) PASTA versus 214/484 (44.2%) SC; unadjusted OR 0.98 (95%CI 0.71 to 1.35);  $p=0.91$ ]. We proposed a hypothesis that structured handover of additional information and/or a multidisciplinary checklist improved the selection of patients for thrombolysis, particularly in hospitals with reduced specialist availability<sup>7</sup>. Cost-effectiveness results showing a similar pattern would be consistent with this theory

## AIM

This manuscript reports the pre-planned cost-effectiveness analysis of the PASTA intervention and analyses for the two post-hoc subgroups defined by local specialist availability.

## METHODS

### PASTA trial design summary

The PASTA trial protocol is reported elsewhere.<sup>6, 7</sup> In summary, a pragmatic multicentre cluster randomised controlled trial was hosted by three UK ambulance services (North East, North West and Wales) and 15 Hyperacute Stroke Units (HASUs). Clusters were individual paramedics based within ambulance stations pre-randomised to PASTA training or continuing SC. Paramedics at PASTA stations had to successfully complete

training prior to their involvement in the trial (accessed online). Paramedics at SC stations were advised that their routinely recorded clinical data would be used in a research study.

Patients were identified and recruited to the trial by hospital staff after completion of the thrombolysis assessment in participating HASUs. Eligible patients were those where a hospital specialist confirmed a stroke diagnosis and a study paramedic had attended within 4 hours of symptom onset. Written consent was obtained. The primary outcome was the proportion of patients receiving thrombolysis. Secondary outcomes included key time intervals across the emergency stroke pathway and day 90 mRS. The study sample size calculation was 1149 participants which provided 90% power to detect a change from 43% to 53% of study eligible patients receiving thrombolysis.

The National Research Ethics Committee North East - Newcastle and North Tyneside 1 (reference 15/NE/0309) approved the study.

### **Resource use and costs**

Resource use data for each patient was collected using case report forms and questionnaires. Resource use included: PASTA pathway training time (PASTA group only), ambulance time from 'on-scene' to 'clear', acute assessments and treatments, length of stay in hospital, post-discharge rehabilitation, social services involvement (paid carers at home and in social care settings) and hospital readmissions. Unit costs were derived from routine sources for the NHS and social care,<sup>8,9</sup> and other published sources. Details are reported in Table S1 and S2, supplementary file. Where necessary the unit costs were inflated to 2017/18 costs using the Hospital and Community Health Services (HCHS) pay and price inflation indices.<sup>10</sup> Costs are presented in UK Sterling Pounds. The total cost for each participant was calculated as the sum of a number of cost components (e.g ambulance time, inpatient care cost, social care cost).

### **Utilities and QALYs**

Utility values were generated by mapping day 90 mRS scores to EQ-5D-3L values<sup>11</sup> using previously reported algorithms.<sup>11, 12</sup> Where there were missing 90 day mRS scores, routinely captured discharge mRS scores were carried forward. Deceased patients received a mRS value of 6. The utility values were then combined with length of life over the trial follow-up to estimate QALYs for each participant using the area under the curve method.<sup>13</sup>

### **Economic Evaluation**

A cost-utility analysis was undertaken to compare costs and quality adjusted life years (QALYs) between PASTA and SC.<sup>14</sup> Cost-effectiveness was expressed as incremental costs per QALY gained. The analysis took the perspective of UK NHS and personal social services. As the trial duration of 90 days was the time horizon for the economic analysis, discounting of costs and outcomes was not required. Resource use, cost and QALY data were analysed using STATA v14.2.

The base-case cost-effectiveness analysis was carried out using the complete case data. Generalised linear model regressions with gamma family link function estimated marginal costs and QALY gains whilst controlling for age, sex and baseline (pre-stroke) utility clustered by site.<sup>13</sup> Non parametric bootstrapping<sup>15</sup> with 1000 bootstraps was used on the costs and QALYs to estimate the mean difference in costs and QALYs and their 95% CI between PASTA pathway and standard care to quantify the degree of uncertainty. Additional analyses without baseline

covariate adjustments or bootstrap were carried out using both complete case and available case data to check how the mean differences in costs and QALYs differed from the base-case estimates.

### *Sensitivity analysis*

Stochastic sensitivity analysis, which used the non-parametric bootstrapping technique<sup>15</sup> with 1000 bootstraps as described earlier, was used to explore the impact of statistical imprecision surrounding the point estimates of costs, QALYs and cost-effectiveness. A cost-effectiveness acceptability curve (CEAC)<sup>16</sup> was generated using the bootstrapped estimates of incremental costs and QALYs to illustrate uncertainty surrounding the cost-effectiveness estimate. The CEAC demonstrates the probability of each care pathway being cost-effective over a range of willingness to pay values. A cost-effectiveness (CE) plane (scatterplot) was also generated to visualise the uncertainties in point estimates of incremental costs and QALYs.

Further sensitivity analyses were conducted to assess the impact of uncertainties surrounding a number of assumptions made in the cost-effectiveness analysis, notably the changes in utility estimates and use of imputed data. As the base-case cost-effectiveness analysis utilised algorithms for utility values from Whyne et al<sup>12</sup> to estimate QALYs, the impact of using alternative algorithms from Rivero-Arias et al<sup>11</sup> was assessed. A second analysis used imputed data where any missing total cost (considered missing if any cost component was missing) and utility data were imputed using predictive mean matching (PMM) within the multiple imputation generated using chained equations.<sup>17</sup>

### *Subgroup analysis*

Participating hospitals were categorised as compliant or non compliant with UK recommendations for provision of a specialist thrombolysis on call rota using workforce information available in the National Sentinel Stroke Audit Programme Acute Organisational Audit 2016<sup>2</sup>. Compliance was defined as a minimum of six specialists trained in emergency stroke care providing a continuous rota without input from non-specialists, so that all treatment decisions are made by a stroke specialist from the same service either in person or via telemedicine.<sup>18</sup> Costs, QALYs and cost-effectiveness were calculated as described above for the base-case analysis for each subgroup i.e. patients at compliant hospitals (n=7) and patients at non-compliant hospitals (n=8).

## **RESULTS**

From one hundred and twenty one ambulance stations randomised for the trial, 453/817 paramedics from 62 PASTA stations completed training to participate and 700/723 from 59 SC stations agreed to involvement. During the trial enrolment period, 11478 stroke patients conveyed by ambulance were screened by participating HASU staff, 1391 were eligible and approached about enrolment, and 1214 gave consent to take part. Of the 1214 enrolled patients, 500 were assessed by 242 PASTA trained paramedics (2.1 patients per paramedic) and 714 were assessed by 355 SC paramedics (2.0 per paramedic).<sup>7</sup> Demographic and clinical characteristics were similar in both groups and are reported elsewhere.<sup>7</sup>

The base-case cost-effectiveness analysis (complete case data), showed no evidence of a difference in QALYs between the groups [PASTA: 0.108 (95% CI 0.099 to 0.116); SC: 0.100 (95% CI 0.093 to 0.108); incremental

QALY: 0.007 (95% CI -0.003 to 0.018)] over the 90 day follow-up period, however total costs were significantly lower in the PASTA group [incremental cost: -£1,473 (95% CI -£2736 to -£219)] (Table 1). When complete case data were analysed without baseline adjustment or bootstrapping, a similar pattern of lower costs in the PASTA group but no evidence of a difference in QALYS was seen (Table S3).

Breakdowns of resource utilisation and costs (available case data) are shown in Tables S4 and S5 respectively (see supplementary file). This indicates that lower costs in the PASTA group were in part driven by the lower costs of index hospital admissions (~£440) and acute treatment costs, predominantly due to fewer thrombolysis treatments (~£300), but there was also a post-discharge saving due to lower requirements for community rehabilitation and care homes (~£470). A QALY breakdown is shown in Table S6.

#### *Sensitivity analysis*

A plot of bootstrapped incremental costs and QALYs showed the uncertainties in point estimates of incremental costs and QALYs in the base-case analysis and for a majority of iterations the PASTA group was less costly and more effective (i.e. dominant over SC) (Figure 1). Furthermore, over the plausible range of values for society's willingness to pay for a QALY there was over a 97.5% chance that PASTA would be considered cost-effective (Figure 2; Table 1).

**[Insert Figure 1]**

**[Insert Figure 2]**

Further sensitivity analyses showed that the base-case results were in general robust to changes in parameter assumptions including the alternative utility algorithms, imputation of missing cost and QALY data. The PASTA pathway still had over 97.5% probability of being considered cost-effective over the range of willingness to pay values for these sensitivity analyses (Table 1).

#### *Subgroup analysis*

Thrombolysis guideline compliant and non-compliant hospital results are reported in Table 1. There was no evidence of a difference in costs [-423 (-2,220 to 1362)] or in QALYs [0.005 (-0.008 to 0.018)] for those seven hospitals compliant with the thrombolysis guidelines. There was less than 74% probability that the PASTA pathway would be considered cost-effective over the range of willingness to pay values. However, in the eight non-compliant hospitals the costs were significantly lower in the PASTA group [-2,952 (-4,988 to -917)] and there was a 99% probability that the PASTA pathway would be considered cost-effective. Uncertainties in the point estimates of incremental costs and QALYs in each subgroup are visualised in their respective CE plots (Figures 3 and 4).

**[Insert Figure 3]**

**[Insert Figure 4]**



**Table 1. Cost-effectiveness of PASTA pathway versus Standard Care**

Scenario	Intervention strategy	Total Cost (£) [Mean (95% CI)]	QALY [Mean (95% CI)]	Difference in cost [Mean (95% CI)]	Difference in QALY [Mean (95% CI)]	ICER	Probability of PASTA care pathway being considered cost-effective at different threshold values for society's WTP per QALY gain			
							£0	£20k	£30k	£50 k
<i>Base-case analysis</i>										
Complete case	PASTA (N=394)	11,630 (10,702 to 12,586)	0.108 (0.099 to 0.116)	-1,473 (-2736 to -219)	0.007 (-0.003 to 0.018)	PASTA Dominant	98.6%	99%	99.2%	99.2%
	SC (N=556)	13,103 (12,292 to 14,019)	0.100 (0.093 to 0.108)							
<i>Sensitivity analysis</i>										
Alternative utility algorithm	PASTA (N=394)	11,647 (10,770 to 12,570)	0.108 (0.1 to 0.117)	-1,448 (-2689 to -122)	0.008 (-0.002 to 0.018)	PASTA Dominant	97.9%	98.6%	98.8%	99.2%
	SC (N=556)	13,094 (12,219 to 13,958)	0.1 (0.093 to 0.108)							
Imputed dataset	PASTA (N=500)	12,019 (11,223 to 12,865)	0.109 (0.102 to 0.117)	-1,086 (-2,236 to -13)	0.005 (-0.004 to 0.015)	PASTA Dominant	97.6%	98.1%	98.3%	98.3%
	SC (N=714)	13,106 (12,421 to 13,904)	0.104 (0.097 to 0.110)							
<i>Subgroup analysis</i>										
Hospitals compliant with thrombolysis rota guidelines	PASTA (N=168)	12,119 (10,629 to 13,512)	0.103 (0.091 to 0.115)	-423 (-2,220 to 1362)	0.005 (-0.008 to 0.018)	PASTA Dominant	66.6%	70.5%	71.5%	73.8%
	SC (N=371)	12,542 (11,528 to 13,603)	0.098 (0.089 to 0.107)							
Hospitals non-compliant with thrombolysis rota guidelines	PASTA (N=226)	11,262 (10,053 to 12,579)	0.112 (0.100 to 0.124)	-2,952 (-4,988 to -917)	0.009 (-0.008 to 0.025)	PASTA Dominant	99.9%	99.9%	99.9%	99.9%
	SC (N=185)	14,213 (12,747 to 15,713)	0.103 (0.090 to 0.115)							

Results are bootstrapped regressed estimates; N= Number of participants observed; Difference estimates: PASTA minus SC.

## DISCUSSION

Author Accepted Manuscript

This economic evaluation has shown that the PASTA trial group had lower costs than standard care and when costs were considered alongside data on QALY difference, there was a very high chance that the PASTA intervention would be cost-effective across all threshold values for society's willingness to pay. This finding was consistent across all sensitivity analyses. The subgroup analyses indicated that cost-effectiveness was particularly likely across services with specialist availability below the level recommended by national guidelines.

Whilst the lower costs were in part related to fewer thrombolysis treatments in the PASTA group, there were also savings observed in other aspects of care including length of stay, rehabilitation and social care. These latter findings are consistent with the direction of the QALY difference between the groups, as patients with better health would require lower costs for these resources.<sup>19</sup> It is surprising, however, that patients were generally in better health and incurred fewer care costs in the PASTA group when there was no statistical evidence of a difference in thrombolysis rate (primary outcome) and indeed fewer thrombolysis treatments were observed.

We have previously hypothesised that the counter-intuitive main trial observations of a lower thrombolysis rate and better health outcomes in the PASTA group may be explained by a theory that the PASTA intervention led to greater caution during patient selection for thrombolysis when the benefit to risk ratio was borderline and thereby this avoided futile treatment and lowered the risk of harm from adverse events.<sup>7</sup> Other aspects of acute care might also have been performed better amongst the intervention group if the PASTA generally reinforced adherence to acute care guidelines. As the lower thrombolysis rate was particularly evident across services with specialist availability below the level recommended by national guidelines, the relative inexperience of non-specialists may routinely lead to over- rather than under-treatment of borderline cases when weighing up complex information under time pressure. Such behaviour may have been moderated by the more detailed and structured content of the enhanced paramedic assessment including details about bleeding risk (e.g. recent surgery and anticoagulant medication) and pre-stroke dependency<sup>7</sup>. In non-stroke specialties there is already evidence that simple tools to structure paramedic to ED handover<sup>20, 21</sup> and multidisciplinary care process checklists<sup>22, 23</sup> can standardise communication of key information and improve the quality of care. As the trial findings were unexpected, we did not collect detailed information about individual treatment decisions and additional interventions which would be needed to confirm our theory, however, we believe that both the main and post-hoc health economic analyses are consistent with and provide support to this suggestion.

Interpretation of trials with a neutral primary outcome yet dominant cost-effectiveness is variable with some authors reporting that the intervention should be adopted but others stating uncertainty or favouring the control.<sup>24</sup> The PASTA trial is further complicated when the counter-intuitive nature of the main trial observations are considered. The results of the health economic analyses could of course be due to chance as the study was not powered to detect differences in costs, QALYs and cost-effectiveness. However, as PASTA was a large trial across multiple hospital sites and confidence intervals for costs and QALYs were relatively narrow, there is a very high likelihood that PASTA intervention would be considered cost-effective even though the underlying mechanism requires further investigation. As cost-effectiveness was shown for >97.5% of willingness to pay scenarios, this is analogous to a one sided p value <0.025 that cost-effectiveness would be acceptable.

The main strength of our study was the use of a randomised controlled cluster design involving large numbers of patients across multiple HASUs operating under the same National Clinical Guidelines and costing frameworks. The main limitation of the economic analysis is that utility values were estimated using published algorithms for mapping mRS scores on to the EQ-5D rather than being based on responses to the EQ-5D collected directly from participants. However, the algorithm used has been well validated and it is reassuring that conclusions did not change when an alternative utility algorithm was applied. Although the QALY difference found was small and therefore potentially prone to measurement error, the value reflects the entire trial population whereas only a proportion of patients received thrombolysis, which itself is a treatment that only benefits or harms a proportion of those who are treated. Consequently, it may not be surprising that the QALY difference found was small. In addition, follow up was short term at 90 days whereas QALY gain may be greater over a longer period as patients in better health by day 90 are likely to be those with a changed recovery trajectory which would translate into additional further gain over time<sup>25, 26</sup>. It should also be acknowledged that the study took a UK personal social care perspective, and the findings may not apply in other healthcare settings.

This is the first study to formally evaluate the 90-day cost-effectiveness of a paramedic-led process to improve outcomes during emergency care of stroke patients and illustrates the importance of considering economic consequences of complex interventions. Further investigation is required to understand the specific effects upon clinical decisions and care delivery, but our data indicate that the PASTA pathway is likely to be a cost-effective intervention, particularly if it is deployed in areas where hospital stroke specialist availability is limited.

## **ACKNOWLEDGEMENTS**

We thank the patients, paramedics, and clinical and research teams of participating ambulance services and hospitals.

## **FUNDING**

The trial was funded by the National Institute for Health Research (Programme Grants for Applied Research, title: Promoting Effective and Rapid Stroke care (PEARS), project number: RP-PG-1211-20012). The views and opinions expressed here are those of the authors and do not necessarily reflect those of the NIHR or Department of Health and Social Care.

## **DECLARATION OF CONFLICTING INTERESTS**

The employing institutions of all authors received funds from NIHR for this work to be undertaken. MJ received consultancy fees for economic modelling work. CP and LS receive nonfinancial support from Cerebrotech Medical Systems Inc and grants from Innovate UK.

Author Accepted Manuscript

**DATA AVAILABILITY STATEMENT**

We will make the deidentified participant data from this research project available to the scientific community with as few restrictions as feasible, while retaining exclusive use until the publication of major outputs.

Peer Review Version

## REFERENCES

Author Accepted Manuscript

1. Wardlaw JM, Murray V, Berge E, et al. Thrombolysis for acute ischaemic stroke. *Cochrane Database Syst Rev* 2014; CD000213.
2. Sentinel Stroke National Audit Programme. School of Population Health and Environmental Studies King's College London. <https://www.strokeaudit.org>.
3. Hsieh MJ, Tang SC, Chiang WC, et al. Effect of prehospital notification on acute stroke care: a multicenter study. *Scandinavian journal of trauma, resuscitation and emergency medicine* 2016; 24: 57. 2016/04/29. DOI: 10.1186/s13049-016-0251-2.
4. Wojner-Alexandrov AW, Alexandrov AV, Rodriguez D, et al. Houston paramedic and emergency stroke treatment and outcomes study (HoPSTO). *Stroke* 2005; 36: 1512-1518. 2005/06/18. DOI: 10.1161/01.str.0000170700.45340.39.
5. Berglund A, Svensson L, Sjostrand C, et al. Higher Prehospital Priority Level of Stroke Improves Thrombolysis Frequency and Time to Stroke Unit: The Hyper Acute STroke Alarm (HASTA) Study. *Stroke* 2012; 43: 2666-2670. 2012/08/11.
6. Price CI, Shaw L, Dodd P, et al. Paramedic Acute Stroke Treatment Assessment (PASTA): study protocol for a randomised controlled trial. *Trials* 2019; 20: 121. 2019/02/14. DOI: 10.1186/s13063-018-3144-z.
7. Price CI, Shaw L, Islam S, et al. Effect of an enhanced Paramedic Acute Stroke Treatment Assessment (PASTA) on thrombolysis delivery during emergency stroke care: a cluster randomised clinical trial. *JAMA neurology* 2020; 77 (7): 1-9. DOI: doi:10.1001/jamaneurol.2020.0611.
8. NHS Improvement. Reference costs 2017/18. London: NHS Improvement, 2018.
9. Personal Social Services Research Unit. *Unit costs of health and social care 2018*. 2018. Canterbury: Personal Social Services Research Unit.
10. Curtis L and Burns A. *Unit Costs of Health and Social Care 2019*. Personal Social Services Research Unit, University of Kent, Kent, Canterbury.
11. Rivero-Arias O, Ouellet M, Gray A, et al. Mapping the modified Rankin scale (mRS) measurement into the generic EuroQol (EQ-5D) health outcome. *Med Decis Making* 2010; 30: 341-354. DOI: 0272989X09349961[pii]10.1177/0272989X09349961.
12. Whynes DK, Sprigg N, Selby J, et al. Testing for differential item functioning within the EQ-5D. *Med Decis Making* 2013; 33: 252-260. DOI: 10.1177/0272989x12465016.
13. Manca A, Hawkins N and Sculpher MJ. Estimating mean QALYs in trial-based cost-effectiveness analysis: the importance of controlling for baseline utility. *Health Econ* 2005; 14: 487-496. Comparative Study Research Support, Non-U.S. Gov't.
14. National Institute for Health and Care Excellence. Guide to the Methods of Technology Appraisal. London: National Institute for Health and Care Excellence, 2013.
15. Barber JA and Thompson SG. Analysis of cost data in randomized trials: an application of the non-parametric bootstrap. *Stat Med* 2000; 19: 3219-3236. 2000/12/13. DOI: 10.1002/1097-0258(20001215)19:23<3219::aid-sim623>3.0.co;2-p.
16. Fenwick E, O'Brien BJ and Briggs A. Cost-effectiveness acceptability curves--facts, fallacies and frequently asked questions. *Health Econ* 2004; 13: 405-415. DOI: 10.1002/hec.903.
17. White IR, Royston P and Wood AM. Multiple imputation using chained equations: Issues and guidance for practice. *Statistics in Medicine* 2011; 30: 377-399. DOI: 10.1002/sim.4067.
18. Intercollegiate Stroke Working Party. National Clinical Guideline for Stroke 5th Edition. *Royal College of Physicians* 2016.
19. Guzauskas GF, Boudreau DM, Villa KF, et al. The cost-effectiveness of primary stroke centers for acute stroke care. *Stroke* 2012; 43: 1617-1623. DOI: 10.1161/STROKEAHA.111.648238.
20. Flynn D, Francis R, Robalino S, et al. A review of enhanced paramedic roles during and after hospital handover of stroke, myocardial infarction and trauma patients. *BMC emergency medicine* 2017; 17: 5. 2017/02/24. DOI: 10.1186/s12873-017-0118-5.
21. Wood K, Crouch R, Rowland E, et al. Clinical handovers between prehospital and hospital staff: literature review. *Emerg Med J* 2015; 32: 577-581. DOI: 10.1136/emered-2013-203165.
22. Abbott TEF, Ahmad T, Phull MK, et al. The surgical safety checklist and patient outcomes after surgery: a prospective observational cohort study, systematic review and meta-analysis. *British journal of anaesthesia* 2018; 120: 146-155. 2018/02/06. DOI: 10.1016/j.bja.2017.08.002.
23. Djogovic D, Green R, Keyes R, et al. Canadian Association of Emergency Physicians sepsis treatment checklist: optimizing sepsis care in Canadian emergency departments. *Canadian Journal of Emergency Medicine* 2012; 14: 36-39. 2012/03/16.
24. Raftery J, Williams HC, Clarke A, et al. 'Not clinically effective but cost-effective' - paradoxical conclusions in randomised controlled trials with 'doubly null' results: a cross-sectional study. *BMJ open* 2020; 10: e029596-e029596. DOI: 10.1136/bmjopen-2019-029596.

25. Xu XM, Vestessen E, Paley L, et al. The economic burden of stroke care in England, Wales and Northern Ireland: Using a national stroke register to estimate and report patient-level health economic outcomes in stroke. *Eur Stroke J* 2018; 3: 82-91. 2018/06/15. DOI: 10.1177/2396987317746516.
26. Joo H, Wang G and George MG. A literature review of cost-effectiveness of intravenous recombinant tissue plasminogen activator for treating acute ischaemic stroke. *Stroke and Vascular Neurology* 2017; 2 (2): 73-83.

Author Accepted Manuscript  
Peer Review Version

## Cost-effectiveness of an enhanced Paramedic Acute Stroke Treatment Assessment (PASTA) during emergency stroke care: economic results from a pragmatic cluster randomised trial

### Figures

Figure 1: Cost-effectiveness plane (base-case analysis)

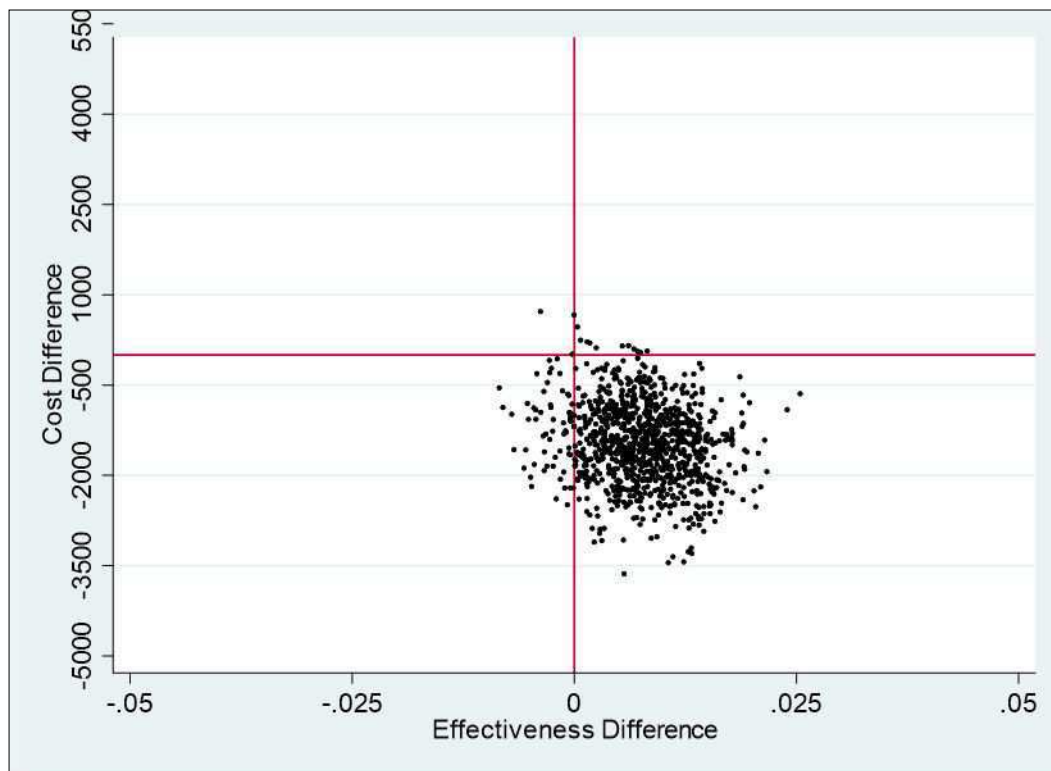


Figure 2. Cost-effectiveness acceptability curve (CEAC) (base-case analysis)

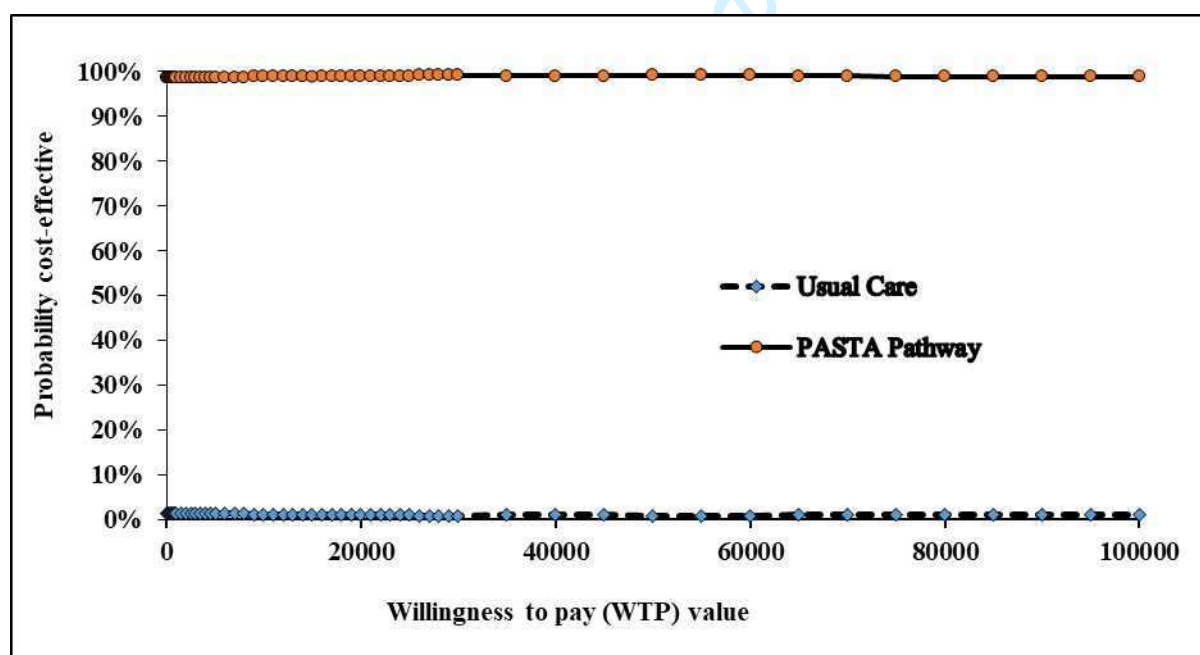


Figure 3. Cost-Effectiveness plane: compliant hospitals

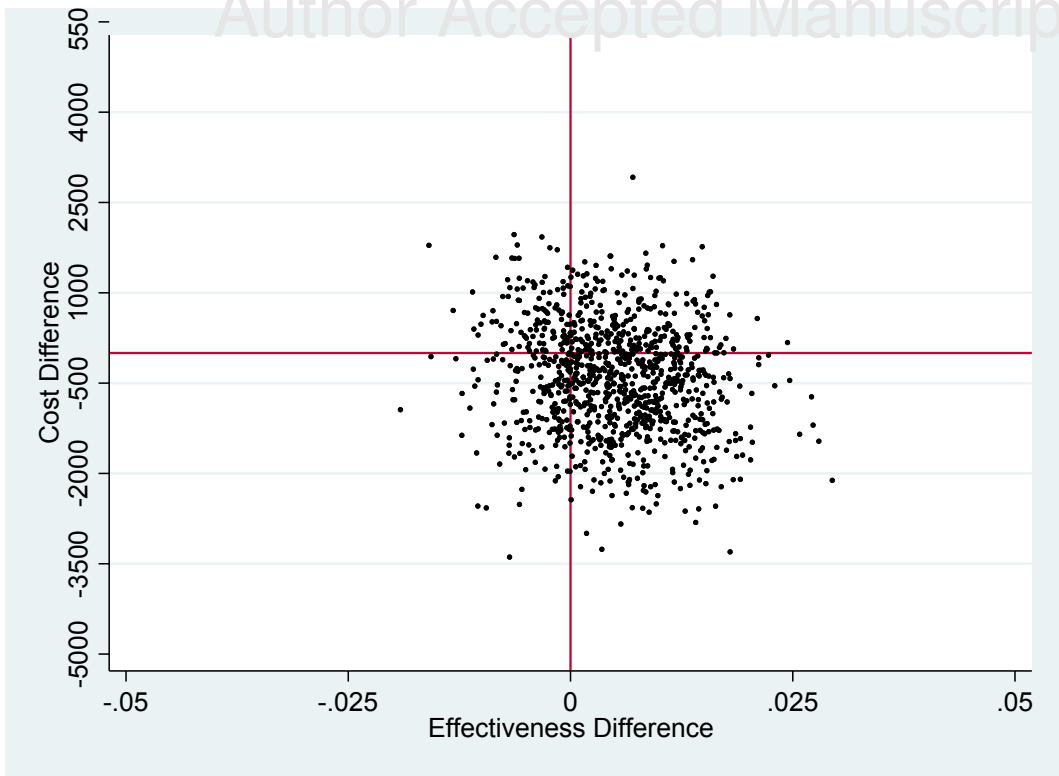


Figure 4. Cost-effectiveness plane: non-compliant hospitals

